


1


This is me!

Unit goals	Give personal information. Talk about cities and countries. Describe objects. Talk about favourite people and things. Meet new people. Write text messages about a music festival.
Collaborative project	Create an infographic about you.
Skills for life	Be a fan of yourself.
Global goals	Choose eco-friendly shopping.


- 1 Get ready** • What's the name of the website?
- 2 Read** • What places are mentioned? Are the names of the places similar in your language?


English Point


The place to chat with English-speaking students from around the world! Choose a partner and practise your English!




Hi! My name's Paulo and I'm from Brazil, a country in South America. I'm from Rio de Janeiro.




Hello! We're Amir and Kabini. We're from Mumbai in India, a country in Asia.



Hi. My name's Alyssa. I'm 11 years old and I'm from Dallas in the USA, a country in North America.





Hello there! We're Luca and Brian. We're from Oxford, an old city in the UK, a country in Europe.



Hi! I'm Luna. I'm 13 years old and I'm from Pisac, a small town in Peru.

Look!

-  the UK = the United Kingdom
-  the USA = the United States of America



What do you think?

Complete the sentence with the words in the box and circle to give your opinion. Then discuss as a class.

different world communicate

English *is* / *isn't* important to 1 ... with people from 2 ... parts of the 3 ...

Small towns, big cities

1 Read again • Circle the correct option.

- English Point is a *school* / *website*.
- Paulo and Luna / Alyssa are from South America.
- South America* / *Brazil* is a country.
- India is in *Mumbai* / *Asia*.
- Oxford* / *The UK* is a city.
- Luna is *twelve* / *thirteen* years old.

2 Places • 13 Complete the table with words from the website on page 8. Listen and check. Then repeat.

Cities	Towns	Countries	Continents
Rio de Janeiro			

3 Write the words in the box in the correct columns of the table in Exercise 2.

Africa Spain Europe Japan
London Rome

4 Add these items to the table in Exercise 2:

- a town in your country
- a city in your country
- a country in your continent

Language note

Plural forms	
Most nouns	Nouns ending -y
+ -s	y → -ies
town – towns	city – cities
continent – continents	country – countries

5 Complete the sentences with words from the box. There are 2 extra words.

town city country Auckland continent



Hi! I'm Vanessa and I'm 12 years old. I'm from (1) ... It's the capital (2) ... of New Zealand, a (3) ... in Oceania.

6 Adjectives to describe places • 14 Look at the photos and complete the sentences with the words in the box. Listen and check.

Dallas town Peru city Pisac the USA



1 This is ... in ... It is a **beautiful** and **quiet** ...



2 ... is a **big** and **modern** ... It is in ...

Language note

We use: **adjective** + **noun**

a **small town** ✓ a ~~town small~~ ✗

7 More adjectives • 15 Write the opposite adjectives. Use the adjectives from Exercise 6. Listen and check. Then repeat.

- old – ...
- small – ...
- ugly – ...
- busy – ...


8 Write • Copy this text and replace the information in brackets with information about you.

I'm Kai and I'm [13] years old. I'm from [Tokyo]. It's a [big city] in [Japan]. It's very [modern]. My country is in [Asia].

We're from Mumbai

- 1 **Read** • Find and underline the official languages in India. Then study the Grammar box.

Hello! I'm Kabini and this is my friend Amir. We're from Mumbai. It's a big and modern city in India. Mumbai isn't the capital of our country. The capital city is New Delhi. I'm 12 years old and I'm in Year 7. Amir is 13 years old. He isn't in my class. He's in Year 8. We study English at school. English is very important in our country. The official languages in India are Hindi and English. What is the official language in your country?



Grammar

Subject pronouns; present simple: *be*

Look at the sentences and discover the rules.

Affirmative

I'm Kabini.

She/He/It's from Mumbai.

You/We/They're students.

Negative

I'm not from Spain.

She/He/It isn't from Madrid.

You/We/They aren't teachers.



Checkpoint

- a Write the affirmative full forms.

'm: ... 's: ... 're: ...

- b Circle the correct option.

In everyday English, we use:

subject pronouns + *short forms* / *full forms*.

- c Write the negative short forms.

am not: ... is not: ... are not: ...

- 2 **Correct the information.** Write a negative sentence and an affirmative sentence. Use **short forms**. Use **subject pronouns** in the second sentence.

- 1 Kabini is a teacher.

Kabini **isn't** a teacher. **She's** a student.

- 2 Kabini is 13 years old.

- 3 Amir is in Year 7.

- 4 Kabini and Amir are from Japan.

- 5 In India, the official languages are Spanish and Chinese.

- 6 Mumbai is a small city.



- 3 **Read the identity cards.** Then write sentences. Use correct affirmative and negative forms of *be*.

Manuela
Age: 12
Class: 7A
Country: Mexico
Language: Spanish



Ignas
Age: 12
Class: 7B
Country: France
Language: French



- 1 Manuela / Mexico.

Manuela **is** from Mexico.

- 2 Ignas / Mexico.

- 3 He / France.

- 4 Manuela and Ignas / 11 years old.

- 5 They / students.

- 6 They / class 7C.

- 7 Spanish / official language / Mexico.

- 8 Spanish / official language / France.

Cool things

1 **Get ready** • Look at the website. What is 'second-hand shopping'?

Second Chance Now The best online shop for second-hand shopping! **SHOP NOW**

Cool things, great prices!

Eco-friendly shopping

football shirt <input type="checkbox"/> XL \$20	bike <input type="checkbox"/> \$55	tablet <input type="checkbox"/> \$210
board game <input type="checkbox"/> \$10	games console <input type="checkbox"/> \$270	card game <input type="checkbox"/> \$5
headphones <input type="checkbox"/> \$29	skateboard <input type="checkbox"/> \$8	trainers <input type="checkbox"/> size 38 \$19
jacket <input type="checkbox"/> XS \$12	mobile phone <input type="checkbox"/> \$190	

2 **Personal things** • Listen and number the objects in Exercise 1. Then repeat.

3 **Speak** • Work in pairs. Take turns to say prices and objects.

They're 29 dollars.


The headphones.

Language note

We use: **the** + singular noun or plural noun.
the **tablet** the **trainers**

4 **Adjectives to describe objects** • Match the words in the box with icons 1–6. Listen and check. Then repeat.

cool <input type="checkbox"/>	good <input type="checkbox"/>	broken <input type="checkbox"/>
cheap <input type="checkbox"/>	expensive <input type="checkbox"/>	new <input type="checkbox"/>



5 **Choose and write an adjective from Exercise 4 to describe each object.**

- | | |
|-------------------------|---------------------------|
| 1 trainers: They're ... | 3 games console: It's ... |
| 2 card game: It's ... | 4 headphones: They're ... |

6 **Speak** • Work in pairs. Take turns to describe objects and name them. Use colours, adjectives from the box and adjectives from Exercise 4.

beautiful ugly big small old

It's cheap. It's cool. It's red.

The bike.



Global goals

Eco-friendly shopping

Complete the text with words from the box. Then discuss as a class.

good new is isn't second-hand

It is a 1 ... idea to buy 2 ... things. It 3 ... good for our planet.

Our favourite things

1 **Read** • Find and underline 3 favourite things. Then study the Grammar box.

What's **your** favourite thing?
My mobile phone.
 Is it good?
 Yes, it is! It's very good!

Juana



Wen and Finn



What's **your** favourite thing?
Our games console.
 Is it new?
 No, it isn't. But it's good and **its** games are great!

What's **your** favourite thing?
My trainers!
 Are they new?
 No, they aren't. They're old but comfortable!

Rod



Grammar

Present simple: **be**; possessive adjectives

Look at the sentences and discover the rules.

Yes/No questions and short answers

Is it good? **Are** they new?
 Yes, it **is**. Yes, they **are**.
 No, it **isn't**. No, they **aren't**.

Possessive adjectives

What's **your** favourite thing?
My trainers.



Checkpoint

a Tick (✓) the correct word order for questions.

It is big? ☐ Is it big? ☐

b Tick (✓) the correct short answers.

Are they old?

Yes, they are. ☐ Yes, they're. ☐

Yes, it is. ☐ No, they aren't. ☐

c Complete the table with the possessive adjectives in **orange** in the texts.

I	you	he	she	it	we	they
		his	her			their

2 Complete the questions and answers about Rod.

- 1 What ... his favourite thing? His
- 2 ... his trainers new? No,
- 3 ... they comfortable? Yes,
- 4 ... he happy with his trainers? Yes,

3 Order the words to make questions. Then look at the photos and answer.

- 1 computer / Is / new / the ?
- 2 the / Are / red / headphones ?
- 3 tablet / the / broken / Is ?
- 4 expensive / trainers / Are / the ?



4 Circle the subject pronouns in the first sentences. Then complete the second sentences with possessive adjectives.

- 1 I'm 14 years old. ... name is Emily.
- 2 We're in Year 7. This is ... school.
- 3 She's my friend. ... name is Clarence.
- 4 They're in Class 8A. That's ... classroom.
- 5 He's our teacher. ... name is Erik.
- 6 Are you in my class? What's ... name?
- 7 It's a new tablet. ... screen is very big.

5 **Speak** • Work in pairs. Take turns to ask and answer about your favourite things.

What's your favourite thing?

Is it old or new?

What colour is it?


An interview

1 **Get ready** • Match names a–f with photos 1–6. Are you a fan of any of these stars?

- a Dibu Martínez ☐ c Joe Keery ☐ e Wos ☐
 b Joey King ☐ d Alexia Putellas ☐ f Sabrina Carpenter ☐

Fan club

Click on your favourite star and meet more fans!



2 Share what you know about the stars in Exercise 1.

Listening skills

Using what you know

Before listening, say what you know about the people in the photos. This helps you to understand when you listen.

For each star say:

- 1 their profession (football player, singer or actor)
- 2 their country
- 3 other information you know (football team, songs, series/films)

3 **Listen once** • 18 Complete the sentences with *singers, actors or football players*.

- 1 Part 1 of the interview is about ...
- 2 Part 2 is about ...
- 3 Part 3 is about ...

4 **Listen again** • 18 Complete the table with Jeanine's favourite stars.

Part 1	
Part 2	
Part 3	



What do you think?

Think:

Who is your favourite star from Exercise 1?

Then as a class vote and decide on the most popular star.

A blog

- 1 **Get ready** • Read the title. What is the name of the blogger? What is the blog about?



Hi, I'm Mateo!

Welcome to my blog about cool people!

Today is 13th October.
Happy birthday to Caleb McLaughlin! 🎉
He's one of my favourite celebrities! ✨

Interesting facts:

- ★ He's from New York, a big and busy city in the USA.
- ★ He's Lucas Sinclair in *Stranger Things*. He's famous for this role.
- ★ He is against bullying. He's very kind and positive online.
- ★ His interests are music, fashion and basketball.

He's a great actor and a very friendly person.
100 points for him!



What are #EmbraceYourFace and #BeYourBiggestFan?
His campaigns to help kids and teens to be happy! ❤️

- 2 **Read once** • Circle the correct options.

Mateo *is / isn't* a fan of Caleb McLaughlin. His blog is about *Caleb and his films / Caleb and aspects of his life*.

- 3 **Read again** • Complete the table with notes.

Reading skills

Reading for specific information

First, read the table. Then scan the text for the information you need. Don't read every word.

Name	
Profession	
City	
Country	
Personality	
Interests	
Campaigns	

- 4 **Complete the sentences.**

- Caleb McLaughlin is a famous
- His birthday is on
- He is from a busy
- In *Stranger Things*, he is
- He is ... online.
- He is interested in helping



Skills for life

Be a fan of yourself




Read and circle the correct option.
Then discuss as a class.

In his campaigns, Caleb McLaughlin says:

- 'Love your face.'
- 'Love your skin colour.'
- 'Be kind to yourself.'

His message is: *Accept / Don't accept* the way you are. Be happy!

Meeting new people

- 1 **Get ready** • Look at the photo. Where are Julie and Elton?
- 2 **Listen once** •  Are Julie and Elton old friends?
- 3 **Listen again** •  Circle the correct option.
 - 1 Julie is *a new* / *an old* student at Brown High School.
 - 2 Julie is from *the UK* / *Australia*.
 - 3 She's from a *busy* / *quiet* city.
 - 4 Julie and Elton are *12* / *13* years old.
- 4 **Listen again** •  Complete the dialogue between Elton and Julie. Then listen again and check.



Listening skills

Listening to complete sentences

Listen for the words in the first part of the sentence so you know when the answer is coming.

Hi! Are you (1) ... here?

Yes, I am. This is my first day.

Welcome to Brown High School. What's your name?

I'm Julie.

I'm Elton. Where are you from, Julie?
Are you from (2) ... ?

No, I'm not. I'm from Sydney in (3)

Is it a big city?

Yes, it is. And it's very (4)
How old are you, Elton?

I'm (5)

Me too. See you later!

OK. See you!

Speaking Planner

Now create your own dialogue. Follow these steps.

THINK

Complete the student identity card. You can invent the information.

Student ID card

School:

Name:

Age:

Nationality:

City:

PREPARE

Work in pairs. Prepare your dialogue using key phrases from the box.

Student A: You're an old student at your school.

Student B: You're a new student at your school.

Hi! Are you new here?	Is it a (big city)?
Welcome to...	How old are you?
What's your name?	See you!
Where are you from?	

PRACTISE

Practise your dialogue.

PERFORM

Act out the dialogue for the class.

or

Record your dialogue and share your video on an online collaborative board.



Text messages

Tip 1

Use the correct prepositions:
on + day of the week
at + time

Tip 2

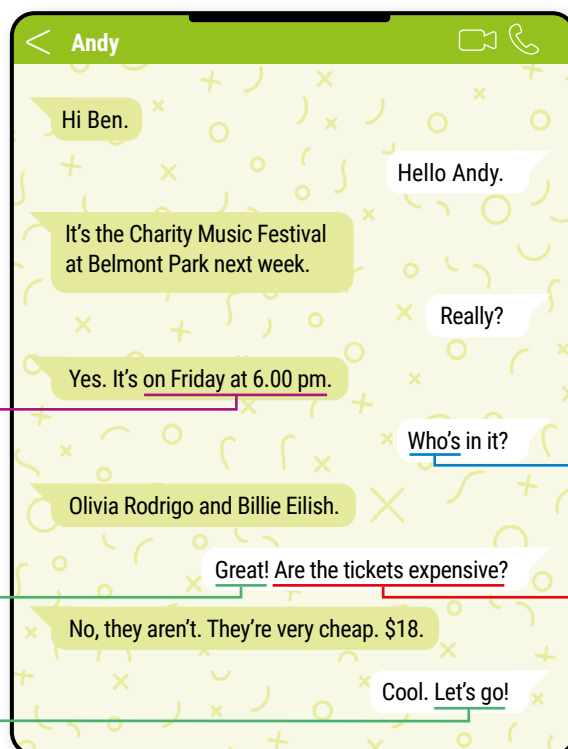
Use different expressions to say 'Yes':
Great!
Cool.
Let's go!

Tip 3

Use *Who* to ask about bands and singers.

Tip 4

Use the correct word order in questions.



1 Read the text messages • Answer.

- 1 What is the name of the festival?
- 2 Where is it?
- 3 What day is it?
- 4 Are the tickets cheap or expensive?

2 Read Tip 1 • Complete the sentences.

The festival is 1 ... Saturday 2 ... 4.00 pm.

3 Read Tip 2 • Translate the useful expressions into your language.

4 Read Tip 3 • Complete the question.

... are the singer? Olivia Rodrigo and Billie Eilish.

5 Read Tip 4 • Order the words to make questions. Then complete the answers.

- 1 festival / the / Is / Tuesday / on ?
Yes,
- 2 it / 5.00 PM / Is / at ?
No,
- 3 Are / tickets / \$25 / the ?
Yes,

Writing Planner

Now write your text messages. Follow these steps.

THINK

Work in pairs. Invent a music festival and complete the table about it.

Name	
Place	
Day	
Time	
Bands and singers	
Tickets	

WRITE

- Get a slip of paper. Write *Hi*.
- Give it to your classmate.
- Continue writing messages. Use the model and the tips to help you.

SHARE

Exchange your messages with another pair. Are the messages clear? Who are the band or singers in their music festival?

Final checkpoint

To reflect on your progress, add your own examples. Then circle the stars.



Unit goals

I can give personal information.

My name's Ignacio. I'm 10 years old. I'm from La Paz, the capital city of Bolivia.



I can talk about cities and countries.

Rio de Janeiro is a big city in Brazil. It's very busy.



I can describe objects.

My games console isn't new. It's good.



I can talk about favourite people and things.

My favourite football player is Messi. My favourite thing is my bike.



I can meet new people. I can ask and answer personal questions.

What's your name? I'm Laura. Where are you from? I'm from Rosario.



I can write text messages about a music festival.



Final reflection

Complete the sentences with 1 word.



Skills for life

Be a fan of yourself

It is a ... idea to accept the way you are.



Global goals

Eco-friendly shopping

When we buy second-hand clothes, we protect our



What do you think?

In my opinion, English ... important to communicate with people from other countries.



Project

Create an infographic about you.

In this project, you are going to:

- Complete a file about you.
- Choose photos or make drawings.
- Create your infographic.
- Exchange infographics with your classmates.
- Play a memory game.

A. Time to discover

Look at Sabrina's infographic and find:

- a her city and country.
- b her favourite thing.
- c her favourite day of the week.
- d her favourite stars.

• Sabrina •



I'm from Madrid in Spain. Madrid is a big city. It isn't quiet. It's very busy.



Hi. I'm Sabrina. I'm 12 years old. I'm a student at York International School. I'm in Year 8.

My favourite colour is red.

WED



My favourite day of the week is Wednesday. My dance class is on this day!



My favourite place in my city is Parque del Retiro. It's beautiful!



My favourite thing? My dancing shoes! They aren't new. They're pink.



My favourite actor is from the USA. His name is Timothée Chalamet.

My favourite sportsperson is a tennis player. Her name is Naomi Osaka. She's from Japan. She's great!



My favourite singer is Olivia Rodrigo. My favourite song is 'Vampire'.



B. Time to work

- 1 To plan your infographic, read these tips. Then complete your file with notes.

Tips!

- For new words, ask your teacher: *What's... in English?*
- For descriptions, remember these adjectives: *big, small, old, new, modern, beautiful, cool, busy, quiet*

My file

- a My name: _____
- b My age: _____
- c My school: _____
- d My class: _____
- e My city/town and country: _____
- f Adjectives to describe my city/town: _____
- g My favourite place in my city/town: _____
- h Adjectives to describe this place: _____
- i My favourite colour: _____
- j My favourite day of the week: _____
- k Activity on this day: _____
- l My favourite thing: _____
- m Adjectives to describe it: _____
- n My favourite sportsperson: _____
- o His/Her country: _____
- p My favourite actor: _____
- q His/Her country: _____
- r My favourite singer/band: _____
- s His/Her/Their best song: _____

- 2 Write sentences for items a–s from your file. Then ask your teacher to correct your sentences.
- 3 Choose the type of infographic.

a digital infographic

or

a paper poster

- 4 Make your own drawings or go online and choose photos.
- 5 Create your infographic. Be creative!

C. Time to share

- 6 Sit in groups of 3 or 4 and exchange your infographics.
- 7 Read your classmates' infographics.
- 8 Play a memory game. Take turns to ask and answer questions.

Who's my favourite singer?

Olivia Rodrigo.

Yes. Is my bike green?

No, it isn't. It's purple.

What's my favourite place in town?



Reflect on your project

Circle the stars.

I used language from the unit.



I used cool photos or drawings.



My infographic is complete, clear and attractive.



I enjoyed playing the memory game.

