

5 Fun time

Lesson 1 Vocabulary 1

✓ Look. What can you see?



- 5.1 Listen, find and say.
- 5.2 Watch or listen. Move and sing.

The Fun Tower

There's a tower
That's lots of fun.
Come on, let's go there
Everyone!

Have lunch in the restaurant,
Then swim in the pool.
Go to the sports centre
And play - it's cool!

Have a snack / café
go down / slide
cinema
Then play outside

SING

3 Find and circle the words in the picture that aren't in the song.

1  Listen and read. Where is Benny on Saturdays?

It's Thursday. Benny **doesn't play** inside on Thursdays. **He swims** in the lake.



Now it's Friday. Benny doesn't go to the lake. **He goes** to the forest. He climbs and **Alice has a snack**.




But Benny's favourite day is Saturday. He plays with the children on Saturdays!



Grammar

He **plays** with the children on Saturdays. go → **goes**
 He **doesn't play** inside on Thursdays. have → **has**

2  Listen and stick the stickers of Alice.



3  Play a memory game. Make sentences about Alice's week. Your friend says *True* or *False*.

Alice runs on Tuesdays.

False! She doesn't run on Tuesdays.
She runs on Wednesdays.



Before you read

- 1 Look at the pictures. Where do Lily and Sam go?
- 2 Listen and read. What's scary?
- 3 Act out the story.

Letters and sounds

- 1 Listen and repeat.
green see
read seat
- 2 Find and circle the words in the story.

At the Fun Tower

- 1 Sam and Lily are at the Fun Tower today. It's ten o'clock in the morning. Their activities start at 11 o'clock.

Hello! You're early today. You can read in the café or you can look round the tower.



OK! See you here at 11 o'clock.

Let's go down the slide and see where it goes!

- 3 Lily and Sam watch a film about a forest.



Look! There's a green button. Let's push it!

Oh! Now it's windy! And can you smell the flowers?

- 2 The slide goes to the cinema.



Whreeeeeeeee!

Wow! A robot! Does he work here?

Oh! Yes, he does.

Sit down, please. Put these on.

- 4 Now it's night in the forest. It's cold and foggy. There are animals.



Brr! It's cold now! Oh! Where are you, Sam?

I'm behind the seat! It's scary!



5

CLINK!
CLANK!
CLUNK!

What's that noise?

I don't know.



6

Would you like a snack?

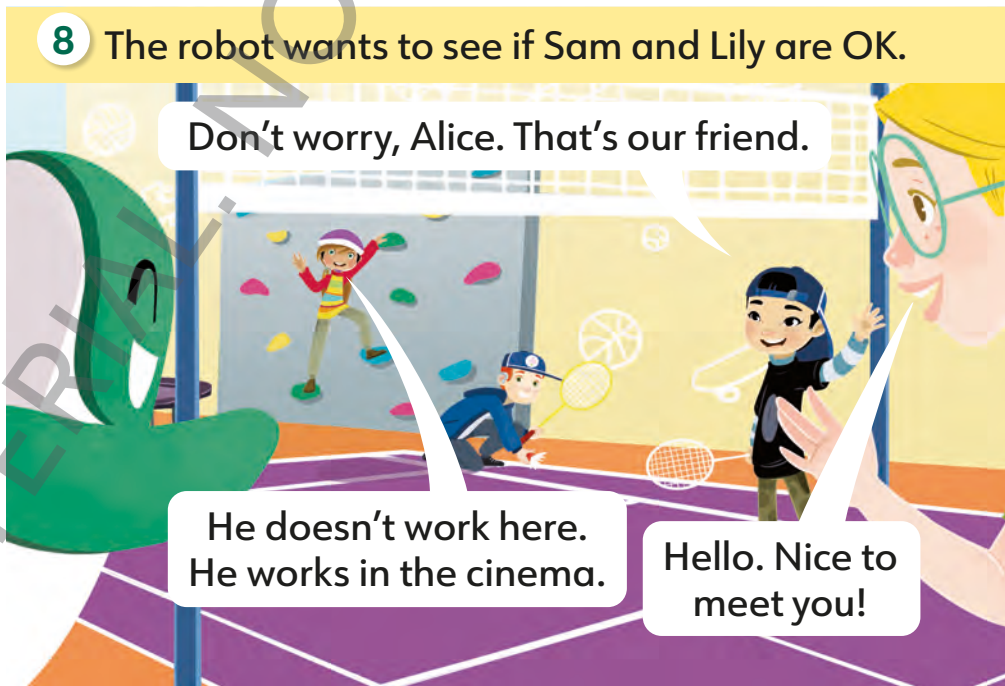
Oh, it's
the robot!

Phew! It's time
to go back to the
sports centre now.



7

We're very happy
to see you, Alice!



8

The robot wants to see if Sam and Lily are OK.

Don't worry, Alice. That's our friend.

He doesn't work here.
He works in the cinema.

Hello. Nice to
meet you!

Lesson 4 Explore the story

1 Watch the video.

After you read

Activity Book, p.61

2 Read, look and circle.

1 When Sam feels scared, he ...

a b c

2 When Sam and Lily see Alice again, they ...

a b c

3 When I feel scared, I ...

a b c



Is a playground a natural or constructed feature?



1 Listen and say. Then listen and number.



read a comic



climb a tree



do a puzzle 1



play a board game



go for a walk



go to the playground

2 Watch or listen. Move and sing.

Saturday

It's Saturday today.
 Hurray! Hurray!
 Does Jack go to school?
 No, he doesn't. No way!
 It's Saturday today.
 Hurray! Hurray!
 Jack stays at home and plays.

Does he go to the playground?
 Does he play a board game?
 Yes, he does! Yes, he does.
 That's what he loves!



Does he go for a walk?
 Does he climb a tree?
 Yes, he does! Yes, he does.
 That's what he loves!



Does he read a comic?
 Does he do a puzzle?
 Yes, he does! Yes, he does.
 That's what he loves!



Grammar

Does he **go** to school on Saturdays?

No, he **doesn't**.

Does he **read** a comic?

Yes, he **does**.



3 Listen and tick (✓) or cross (X).

1 Mia



2 Tom



3 Clara



4 **Talk Partners** Play the game. Find out what activities the children do on Saturdays. Activity Book, p.135





Treasure hunt

✗ holiday camp

Come and look for the treasure of Pirate Jolly Julia! Our camp is near High Rock Mountain in the UK.

Your day at camp

Start the day with a big pirate breakfast.

Then go and look for the treasure!

This is Pirate Pat and his parrot, Polly.

Does Pirate Pat help you find the treasure?

Yes, he does! He gives you clues, and he takes snacks and a picnic for lunch.







Clue One

Find the forest near High Rock Mountain. Look for a big tree next to a rock. The next clue is there.

Pirate Pat

Camp activities

In the afternoon, you can enjoy two of our exciting pirate activities:

-  Play in the pirate playground
-  Swim in the pirate pool
-  Play board games and do puzzles in the games room
-  Read comics about pirate adventures

Then have a delicious pirate dinner and sleep in a pirate bedroom!



Can you find the treasure? Come and try!

Please complete and send to **Treasure hunt holiday camp**.

Name: Kim Andrews

Age: 8

Address: 18 Park Street, London

Phone number: 538 297 7625

Which activities do you want to do in the afternoon?

1 Play in the pirate playground

2 Do puzzles

Before you read

1   **5.11** Look at the pictures in the brochure.

What is it about? Read and check.

1 A mountain walk

3 A pirate restaurant

2 A sports camp

4 A pirate activity camp

2  **5.11** Read again. Circle the correct answers.

1 The camp is in the USA / the UK.

2 In the morning, you have a small / big breakfast.

3 In Clue One, the treasure is in the forest / playground.

4 In the afternoon, you can look for clues / do activities.

5 In the afternoon, Kim wants to play board games / in the playground.

After you read

3    Choose two camp activities to do in the afternoon. Write. Then ask and answer with a friend.

Which activities do you want to do in the afternoon?

1 _____

2 _____



Which camp activities are good for you? Why?



1 Listen. Tick (✓) the activity she chooses for her brother. Then write.

Kids' Club



a



b



c



d

Name Danny

Address _____ Lake Street

2 Watch or listen. Then practise with a friend.

What's your address?

It's 19 River Street.

How do you spell that?

R-I-V-E-R.

Thank you.





Ask about someone's address

What's your address?
How do you spell that?

3 Make a new dialogue.

- 13 Tower Street
- 18 Eagle Street
- 15 Flower Street
- 20 Forest Street





What's your address?

It's 13 Tower Street.

How do you spell that?

T-O-W-E-R.

1  5.14 Read the form. Circle *True* or *False*. 

- 1 Joe lives in Oxford. **True** / False
 2 He goes to Black Lake School. True / False
 3 He likes swimming. True / False
 4 He doesn't like baseball. True / False

Can you name three artificial features in a city?



The Fun Club

Name: Joe Blunt
 Age: 8
 Address: 13 Market Street, Oxford, UK
 Phone number: 433 673 5456
 School: Black Forest School
 Favourite activities: cycling, baseball, skateboarding, swimming



2 Circle the commas in Activity 1. 

Commas

Use commas in ...

an address: 10 Park Street, York, UK

a list: reading comics, climbing, cycling

3 Complete the form with the phrases below. Use commas. 

cycling basketball painting High Hill School 17 Green Street London UK

Name: Lisa Scott
 Age: 7
 Address: 1
 Phone number: 142 9568963
 School: 2
 Favourite activities: 3




What do you know now?


Think about Unit 5.


Go to Activity Book, p.68

Review

1  Listen, number and write the countries.

China Spain the USA New Zealand













2  Work in pairs. Describe part of the picture in Activity 1 for your friend to point to.

Their favourite fruit is watermelons.

Those pineapples are from China.

3  Play a memory game. Work in pairs, A and B. Remember the activities and days for your child. Then ask and answer.

	Mondays	Tuesdays	Wednesdays	Thursdays	Fridays	Saturdays	Sundays
A Olivia							
B Nick							

Does Nick go to the countryside on Sundays?

No, he doesn't. He goes to the countryside on Saturdays.



Which plural is different? Why?

kiwi - kiwis mango - mangoes

lime - limes coconut - coconuts

1 Work in pairs. Look at the picture in Activity 1 on page 66.

Ask and answer the questions.

1 What are those?



4 What colour are they?



2 Where are they from?



5 What's her favourite fruit?



3 What are these?



6 What colour is her T-shirt?



What are these?

They're mangoes.

2 Work in pairs. Ask and answer the questions.



What's your name?

My name's Gemma.

How do you spell that?

G-E-M-M-A.

What's your name?
How do you spell that?
Where are you from?
What's your address?

What's your best friend's name?
What does she/he do at the weekend?
Does she/he read comics?
What's her/his favourite activity?