

3 Forest faces

Lesson 1 Vocabulary 1

✓ Look. What can you see?

2 ears

1 eyes

4 arms

3 feet

5 mouth

6 head

7 nose

8 face

9 hands

10 legs

Today
Explore the
forest

-  3.1 Listen, find and say.
-  3.2 Watch or listen. Move and sing.

Forest dance

Hands in!
Hands out!
In, out! In, out!
Move your **hands** about.

Arms up,
Legs down!
Wiggle your **body**,
Turn around!

Head / Feet

- Find and circle the song words in the picture.

SING

1  Listen and look. What colour are Lily's feet?

Look at me, Lily! I've got a green face. And I've got a big mouth.

I haven't got a green face. I've got a purple face.

And I've got yellow feet!

Oh, Benny!

Grammar

I've got yellow feet.

I haven't got a green face.

2  Listen and stick the face stickers.



3  Look at the picture in Activity 2. Say and guess. 


I've got yellow eyes.

You're number two.


That's right!



Before you read

- 1 Look at the pictures. Who are with Lily and Sam?
- 2  Listen and look. Who has got a long nose?
- 3 Act out the story.

Letters and sounds

- 1  Listen and repeat.
hide here hello
- 2 Find and circle the words in the story.

A game in the forest

1 Sam is ready to play.



2 Hello! I'm Henry. I'm a forest robot. I've got long arms and big ears. I hear everything!



3 Let's play hide and seek!



4 One, two, three, four, five, six, seven, eight, nine, ten ...



5

Look! Henry's in the tree! He's got big ears. Come here, Henry!



6

Look! Hanna's in the flowers. She's got a long nose. Come here, Hanna!



7

But where's Lily? Wait a minute ...



8

Look! It's Benny! And Lily! Ha ha ha! Well done!



Lesson 4 Explore the story

1 Watch the video.

After you read

Activity Book, p.35

2 Look and circle.

a When Lily and Sam meet new friends, they feel ...



b When I meet new friends, I feel ...



1   Listen and say. Then listen and number.



long hair



short hair



blonde hair



brown hair



red hair



black hair

2   Watch or listen. Move and sing.

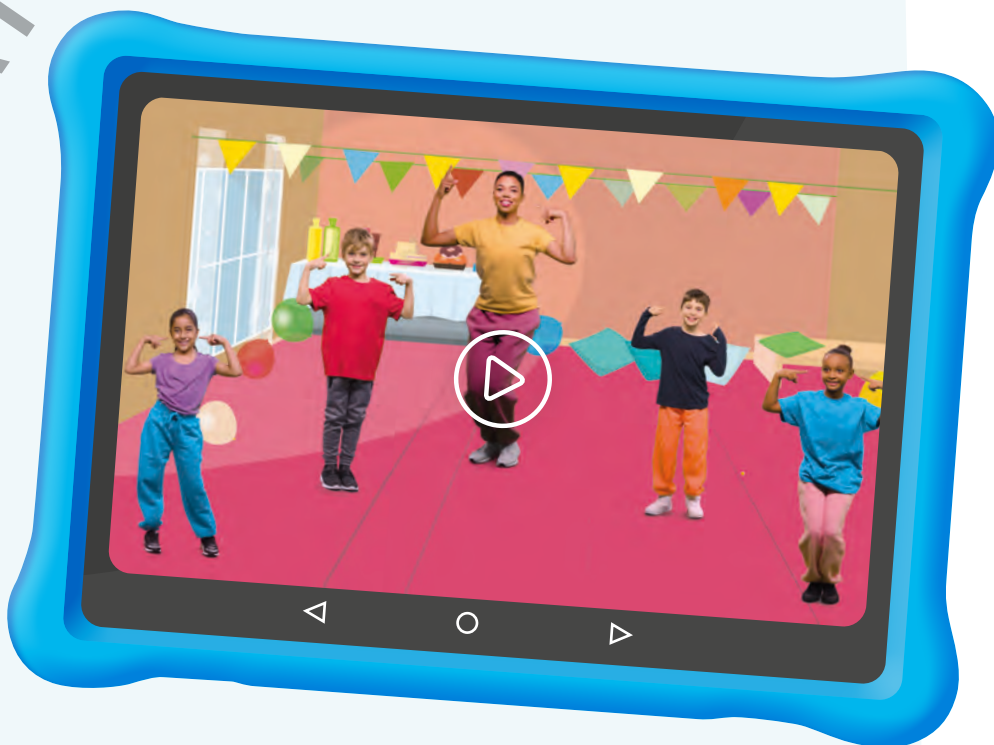
Dance like me!

SING

He's got short hair,
But he hasn't got blonde hair...
He's got green hair!
Who is he?
Look! It's me!

Come on everybody,
Dance like me!
Are you ready?
One, two, three!









She's got long hair,
But she hasn't got brown hair...
She's got blue hair!
Who is she?
Look! It's me!



3  Listen. Cross out (X) the wrong faces. Who is it?

Can you name the three sections of the body?






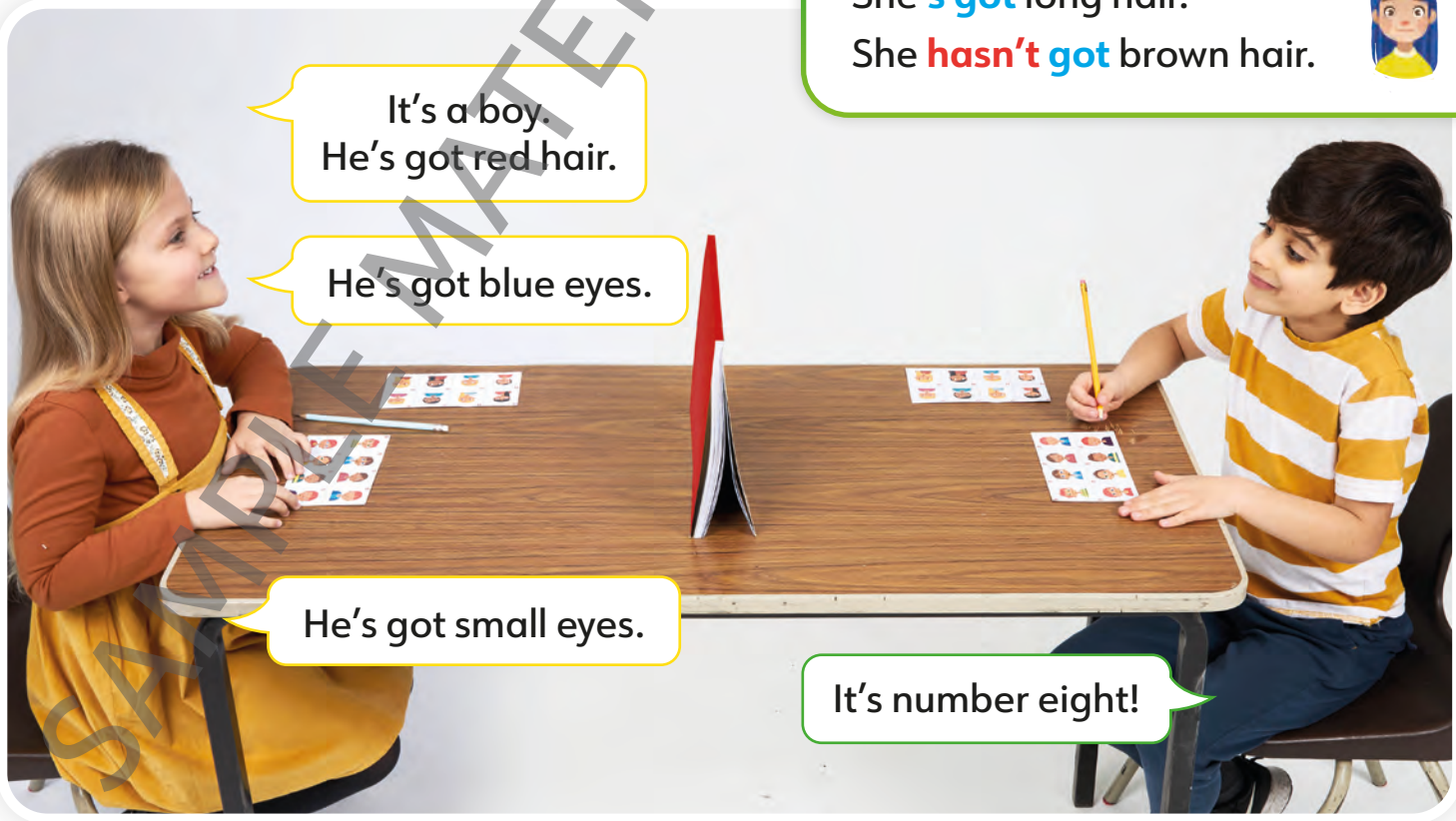
<p>1</p> 	<p>2</p> 	<p>3</p> 	<p>4</p> 
<p>5</p> 	<p>6</p> 	<p>7</p> 	<p>8</p> 

4   Talk Partners Play the game *Guess who!*

Activity Book, p.131

Grammar

- He's got green hair. 
- He hasn't got blonde hair. 
- She's got long hair. 
- She hasn't got brown hair.



It's a boy.
He's got red hair.

He's got blue eyes.

He's got small eyes.

It's number eight!



The lion and the mouse

1 A mouse is in the forest. It's very small. It's got big ears and big eyes.



3 But the lion is kind.

Excuse me! You've got my leg. Please let go!



OK, Mouse.

2 Suddenly ...

Look! A lion! It's scary! It's got a very big mouth!

ROAR!



4 The mouse is happy.

Thank you, Lion!

Goodbye, Mouse. I'm sleepy now.



5 On Saturday ...

Oh, no!




6 The lion is angry!

Help me, please!




Yes, Lion.





Before you read

- 1 Listen and look. Then number the pictures. Do you think this is a real story? Why / Why not?
- 2 Listen and look. Then number the pictures.



After you read

- 3 Circle and say. The story says it's good to be ...

1 sleepy 2 sad 3 kind 4 scary




How can you help your friends?



1 3.12 Look at Julia. Guess her mum, dad and brother. Then listen and match.



- 1 mum
- 2 dad
- 3 brother



2 3.13 Watch or listen. Then practise with a friend.

Which is Lucia?

She's the girl with black hair and brown eyes.

And which is Max?


He's the boy with blonde hair.

Identify a friend

She's the girl with (black hair).



3 Make a new dialogue.



Emma



Pete



Alina



Alex

Which is Alina?

She's the girl with red hair.

- 1  Listen and look at the description. What animal is she? 



Home Gallery Blog

This is Maria. She's my friend.
She's got blonde hair **and** blue eyes.
She's got a yellow and orange face.
She's a lion!



Can you name all the parts of the face?


- 2 Circle *and* in Activity 1. 

and

Use *and* to join two ideas.

She's got blonde hair. She's got blue eyes.

She's got blonde hair **and** blue eyes.


- 3  Read and trace. Then draw. 

This is Jim. He's my friend.

He's got brown hair *and* green eyes.

He's got a grey *and* pink face.

He's a mouse!




What do you know now? 

Think about Unit 3.

Go to Activity Book, p.42

Review

1  Look. Ask and answer with a friend.




Where's the computer?

It's on the desk.

2  Listen and number the correct robot.



Bopa



Rema

3  Describe a robot from Activity 2. Your friend says the name.



She's got orange legs.
She hasn't got six arms.

It's Bopa!



Look. Which plural is different? Why?

leg - legs foot - feet arm - arms eye - eyes



1  Listen and draw lines. There is one example.

Grace

Jill

Sue

Mr Hunt



Ann

Dan

Matt


PROJECT 1

Coordinator

Timekeeper

Materials manager

















Secretary



Real-world challenge: There are some new children in your class. Your teacher wants you to share information so they can get to know everyone. Make a group flower about your favourite things.

Discover

1 Read and look. Circle the odd one out in each group.

toys	a 	b 	c 	d 
days	a 	b 	c 	d 
colours	a 	b 	c 	d 
school objects	a 	b 	c 	d 

2  Draw for you. Then find out about a friend. Take turns to ask, answer and draw.

What's your favourite toy?

It's a bike.

Favourite...	toy	day	colour	school object
Me				
My friend				

Plan your project

Activity Book, p.44

What senses do you use with a flower?



Create

Make your group flower.



1 Write your name and draw your information. Cut out.



2 Work together. Make your flower. Stick your petals.

Show and tell

Tell the class about your favourite things.



Reflect

Our teamwork

