

# 3 Forest faces

## Lesson 1 Vocabulary 1

1 Look, match and say.




head



2 Look and trace.



1 feet



2 hands



3 eyes



4 nose



5 face



1  3.1 Look and listen. Number Sam or Lily. 



Lily 1



Sam \_\_\_\_\_

2  3.2 Exam practice Listen and tick (✓).

1 Who is May?

a



b



c



2 Who is Ben?

a




b



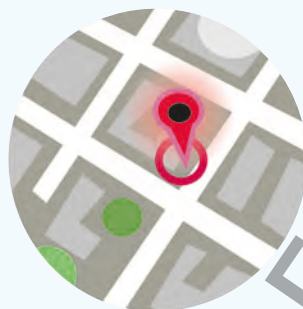
c



1  3.2 Trace the letter h/H. Listen and say.




hide



here



Hello!

2  3.3 Listen and circle the letter h/H. Listen again and say the chant.



3 Colour the words with h. Draw a line to cross the river.





# A game in the forest

After you read

1 Think about the story. Look and number the pictures.



2 Look at the picture. Trace the missing words.



My name is Hanna.

I've got long legs and

a long nose.



1 Listen and tick (✓). There is one extra picture.

a



b




c



d



2 Think about your friends. Draw and say. 🎨



My friend has got brown hair.



My friend has got green eyes.

I can say words to describe hair

and describe a friend's hair and eyes



## After you read


1 Think about the story on Pupil's Book pages 38–39 again. Match. 🌈



2 👁️ Draw your favourite part of the story. Say. 🌈

It's a lion /  
mouse.


He's happy /  
angry / kind.



I can answer questions about a traditional story and think about the meaning




1  Listen and draw Julia's family. Circle.



mum

dad



dad

brother



brother

mum

2 Look and trace the first letter. 

1

May is the girl with  
*blue eyes.*

2

Alice is the girl with  
*blonde hair.*

3


Bob is the boy with  
*black hair.*

4

Pat is the boy with  
*brown eyes.*





1 Trace and. 

This is my friend. She's a lion.

She's got brown hair and yellow legs.

She's got a black nose.

She's got a big mouth and big feet.


2 Choose and draw. Trace and. 

This is a robot.

He's got **long** / **short** hair and blue eyes.



long

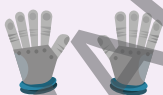


short

He's got big **hands** / **ears** / **feet**

and **big** / **small**

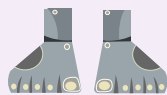
**hands** / **ears** / **feet**.



hands



ears



feet






# Review

## 1 Look and trace.

I've got ...

- 1 *three eyes*
- 2 *blonde hair*
- 3 *long arms*



Which words are plural?  
How do you know?  
legs arms mouth ears hands

- 4 *big feet*
- 5 *small hands*
- 6 *four ears*


## 2 Draw and say about you.



I've got black eyes.



I've got blonde hair.



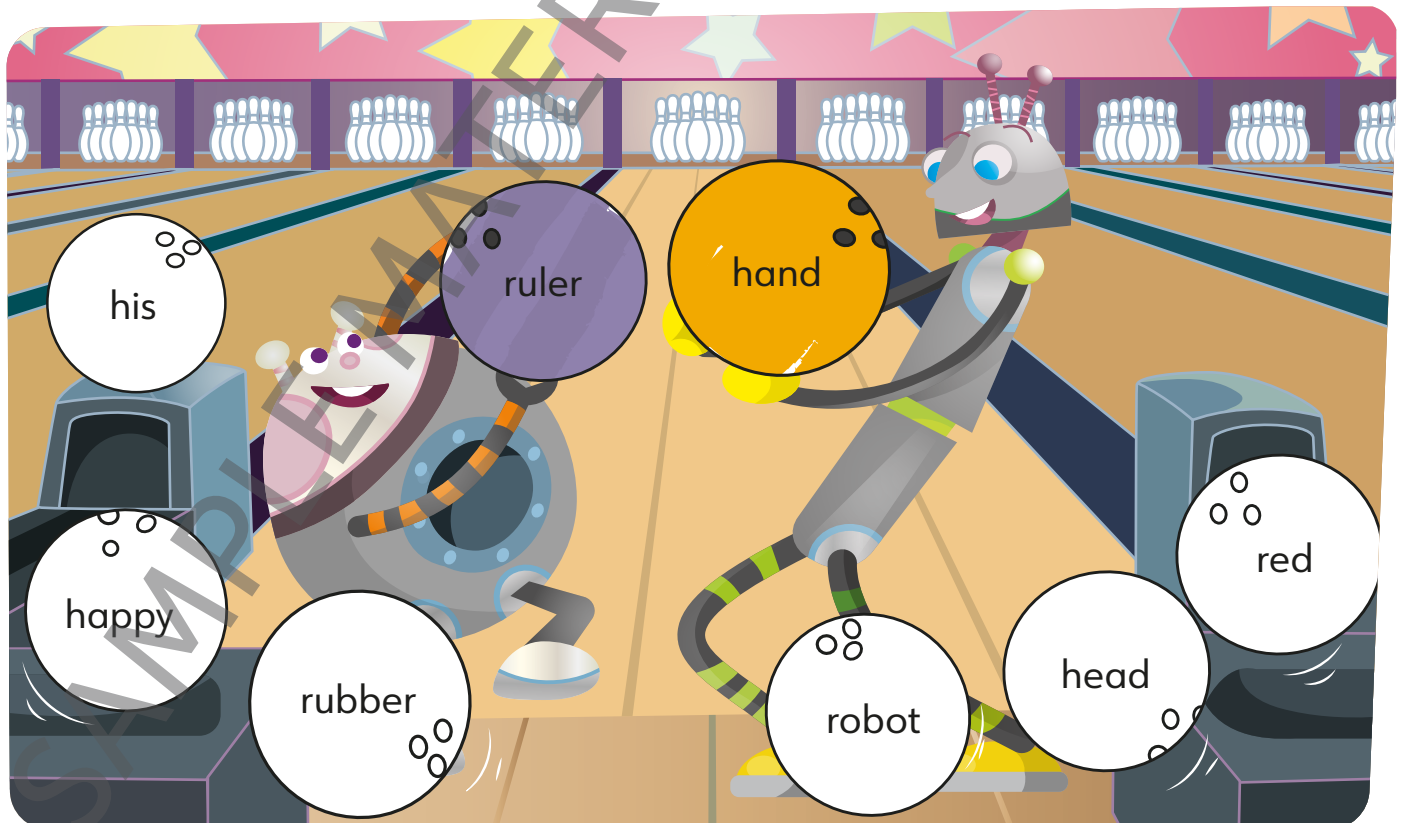
### 3 Look and trace.

legs ~~arms~~ hair face feet

- 1 She's got yellow arms.
- 2 She's got a red face.
- 3 She's got orange feet.
- 4 She hasn't got hair.
- 5 She hasn't got green legs.




### 4 Colour the words with *h* orange and the words with *r* purple.




## Think about Unit 3

Draw, colour and tick (✓) your answers.


In this unit, I ...




Now I can ...



My favourite part is ...



How I feel about my work in this unit:



What can I do next?

I can ...

practise the new words.

listen to the story again.

play the game 'Guess who!' with a friend.

play the digital games.

Go to the map on pp.4-5 of your Pupil's Book. Stick your Unit 3 pass.



1 Look and circle yes or no. There are two examples.



**Examples**

The alien has got long arms.

yes / no

The game is under the chair.

yes /  no

**Questions**

1 The big car is green.

yes / no

2 The pencil has got feet.

yes / no

3 The robot has got green eyes.

yes / no

4 The book is under the desk.

yes / no

5 The boy has got short hair.

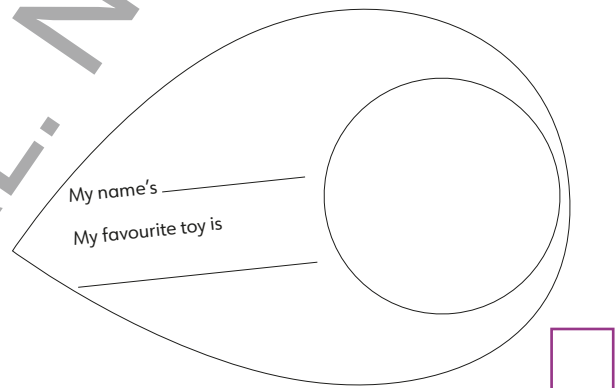
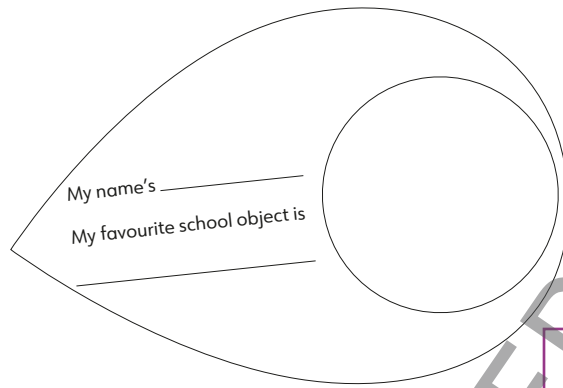
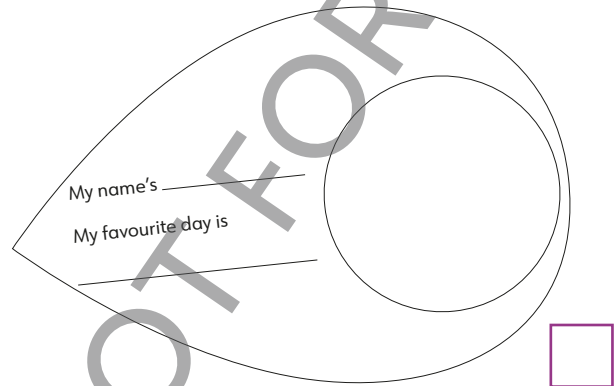
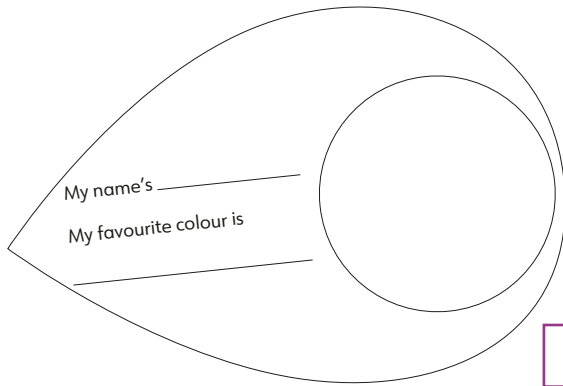
yes / no




# PROJECT 1

## Plan

1 Work in groups of four. Choose your petal for the flower. Tick (✓).



2 Look. Tick (✓) the things you need.









Create

Pupil's Book, p.44

# Review game 1

## Play Snakes and ladders!

- 1 Take turns. Roll  or spin .
- 2 Move.
- 3 Say the word.
  - ✓ = Stay on the square. ✗ = Go back 2 squares.
- 4  = Go up .  = Go down .

24 	25 	26 	<b>FINISH</b>
23 	22 	21 	20 
16 	17 	18 	19 
15 	14 	13 	12 
8 	9 	10 	11 
7 	6 	5 	4 
<b>START</b>	1 	2 	3 