

## HAPPY BIRTHDAY!

1



LOOK, LISTEN AND CHANT. THEN PLAY.

2



FIND AND SAY.

BROTHER



SISTER



MUM



DAD



AUNTIE



GRANDMA



GRANDPA



3



LISTEN AND NUMBER. THEN SING.

- 1 Vocabulary presentation
- 2 Vocabulary practice: *Who's this? Is it Ben's (mum)?*
- 3 'Happy birthday!' song

4  15  LOOK, LISTEN AND CIRCLE.



5  16  LOOK, LISTEN AND NUMBER.



GRANDMA

GRANDPA

MUM

6   CUT OUT THE CARDS. THEN PLAY.

4 & 5 Vocabulary practice: *Who's this? Is it (Mum)?*

6 Cut-outs game






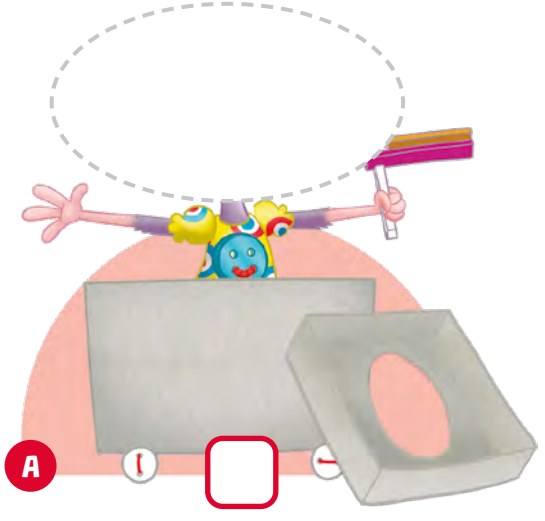
7 17 LOOK AND LISTEN.




8 17 LISTEN AND POINT.





9  LOOK AND STICK.



10    LOOK AGAIN, LISTEN AND NUMBER. THEN ROLE-PLAY.

11  LOOK AND MATCH.



 Story follow-up: *Who's this?*  
What number is Grandma's present? Is it (a banana)?



12



LOOK, LISTEN AND REPEAT. THEN CROSS OUT.


Can you say...?



13



LOOK, LISTEN AND NUMBER. THEN ROLE-PLAY.






16

12 Rhyming sounds: /ə/ rubber, ruler, sharpener, sister, brother

13 Language practice: Who's this? It's my (mum).

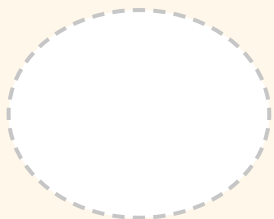
14   LOOK, LISTEN AND TICK (✓).



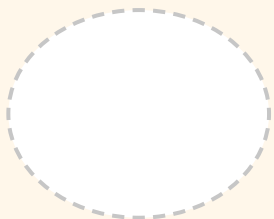
	AUNTIE	<input type="checkbox"/>
	DAD	<input type="checkbox"/>
	GRANDMA	<input type="checkbox"/>
	GRANDPA	<input type="checkbox"/>
	MUM	<input type="checkbox"/>
	JACK	<input type="checkbox"/>

### Mini-dictionary


13  




AUNTIE



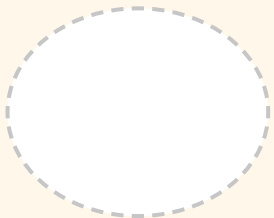
BROTHER



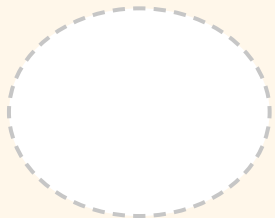
DAD




GRANDMA



GRANDPA



MUM




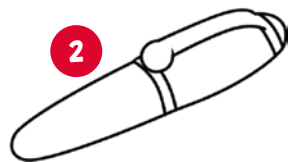
SISTER

# Integration 1

1 LOOK, LISTEN AND NUMBER.



2 LOOK, LISTEN TO YOUR TEACHER AND COLOUR.







START

1



2



5



4



3



6



7



8



FINISH



10




9







UNIT  
**2**

# HAPPY BIRTHDAY!

1  LOOK AND MATCH.



2   LOOK, LISTEN AND NUMBER.




1 & 2 Vocabulary practice: *Who's this? Is it (Auntie)?*  
What number is (Grandpa)?



3 LOOK, LISTEN TO YOUR TEACHER AND COLOUR. THEN COLOUR AND CIRCLE.



4 LOOK, REMEMBER AND DRAW. THEN WRITE.








5 22 LOOK, LISTEN AND NUMBER.



6 LOOK AND CIRCLE OR .



5 Story follow-up: *What's this? Who's this? Is it a (banana)?*

6 Vocabulary practice: *Is it (Sally)?*