

A brochure

Copenhagen

Come and enjoy this sustainable city!

Do you know Copenhagen? It's the capital city of Denmark, famous for its beautiful buildings and rich history. But what makes this city so special? Its dedication to sustainability!



What can you find in this city that makes it sustainable? Lots of things!

- 1 There are lots of bike lanes and bike parking spots in the city. So you can ride a bike to get to different tourist places.
- 2 Do you like going to the park? There are many parks and green spaces, including the King's Garden and the *Fælledparken*. These places are ideal to relax, play and connect with nature.



- 3 Are you feeling a bit lazy and you don't want to ride a bike? Don't worry! You can take the bus, train or underground because there's also an efficient public transportation system in Copenhagen.



- 4 There are hotels with green roofs that help to lower urban air temperatures. Some green roofs have got solar panels and modern systems to collect water from rain.

5 Do you like eating organic food? You can buy fruit and vegetables in urban farms right in the centre of the city.



6 There's the National Aquarium, where you can see otters, sharks and jellyfish. Don't forget to say 'Hello' to the penguins!



7 Do you want to do sports and help with rubbish at the same time? You can borrow a kayak from Green Kayak*, paddle around the beautiful canals and bring back a bucket of rubbish.

* an environmental NGO (non-governmental organization) that fights against environmental pollution while kayaking



8 Copenhagen is adapting to climate change, so you don't need to worry about extreme weather conditions. There are defences against floods and green buildings to reduce the effects of severe weather.

9 There's also CopenHill, an artificial concrete mountain where you can ski, hike or climb an 85-metre-high wall. This recreational place is also a waste-to-energy plant that burns rubbish to create electricity for 60,000 homes and heat for 160,000 homes.



What's more, the city government in Copenhagen is doing everything in their power to become the first capital to stop emitting toxic gases into the air by 2025. To achieve this objective, they're actively promoting the use of renewable energy sources such as wind power and special heating systems.

If you want to live the 'sustainable' experience to the fullest, come and enjoy your holidays in Copenhagen!

Check your understanding

1 What type of text is the one on pages 14 and 15? Tick (✓).

- 1 A story about a sustainable place to visit
- 2 A brochure with information about a sustainable place to visit
- 3 A brochure with the history of a sustainable place



2 Write the answers.

- 1 Where is Copenhagen? (Name the country and continent.) _____
- 2 Why is it a special city? _____

3 What activities can you do in Copenhagen? Underline them in the text and make a list.

A large, white spiral-bound notebook is centered on the page. The notebook has a silver spiral binding on the left side and several horizontal lines for writing on the pages.

4 Which energy-efficient resources are there in Copenhagen? Complete the phrases.

- | | |
|-------------------------------------|-----------------------------|
| 1 bike _____ and bike parking _____ | 5 _____ panels on buildings |
| 2 efficient public _____ | 6 _____ farms |
| 3 lots of parks and green _____ | 7 defences against _____ |
| 4 green _____ | 8 a waste-to-energy _____ |

Think about the brochure

1 Compare Copenhagen with your city/town. Write two differences and two similarities.


Useful phrases:

- *In... there's a..., but there isn't a...*
- *There are... / There aren't...*
- *It's... / It isn't...*
- *You can find...*
- *... have/has got... / ... haven't/hasn't got...*



2 Imagine you are in Copenhagen. What do you want to do? Describe a day in the city.



3  In pairs, read the list of other sustainable places around the world. Choose one, locate it on a map and look for five energy-efficient resources in that place. Write a paragraph. Then share it with your class.

Curitiba (Brazil)


Oslo (Norway)

Portland (the USA)

Reykjavik (Iceland)

Singapore (an island in Asia)

Stockholm (Sweden)



Do you want to visit Copenhagen? Why?



A comic strip

Protect your forest!

Fred and Sarah are walking in a forest.





Fred and Sarah decide to make a leaflet with the forest rules to give to visitors.

It's important to protect the forest.

Remember to respect these rules!



Check your understanding

1 What is the text on pages 18 and 19 about? Tick (✓).

- 1 A story about animals in the forest
- 2 A story about two teenagers that care about forests
- 3 A story about fires in the forest

2 Circle.

Fred and Sarah are walking in the (1) **rainforest** | **forest**. They see a (2) **chimpunk** | **squirrel** on a tree. Then Sarah wants to (3) **pick** | **eat** a flower, but Fred explains that flowers are important to have (4) **darker** | **cleaner** air. Another visitor (5) **paints a sign** | **drops a bottle** and he (6) **destroys the forest** | **starts a fire**.

3 Complete the sentences with the comparative form of these adjectives.

small

polluted

dangerous

tall

strong

long

- 1 Fred and Sarah find a tree that is _____ than the other trees in the forest.
- 2 The squirrel's tail is _____ than the chipmunk's tail.
- 3 The chipmunk's body is _____ than the squirrel's body.
- 4 Litter is _____ than people think.
- 5 The sun is _____ now.
- 6 The environmet is _____ than in the past.

4 Complete the rules with these words. Then match them to the signs on page 19.

light

make

camp


drop

pick

feed

- a Don't _____ the animals.
- b Don't _____.
- c Don't _____ flowers.

- d Don't _____ loud noises.
- e Don't _____ fires.
- f Don't _____ litter.

5  In pairs, think and discuss: Why do Fred and Sarah decide to make a leaflet?


Think about the comic strip



1 Think and write the answers.


1 Why are flowers important for the environment?

2 Why can a plastic bottle be dangerous for the environment?

3 Do you think the visitors are going to respect the signs in the future? Why?

2  In pairs, think of the forests in your country and draw two more signs to protect them. Draw and write the rules.



3  In pairs, think of another problem visitors can cause in a forest. Draw a scene and include speech bubbles. Then share your work with your class.

