


1 Listen and point. Sing *I'm ready for school!*

A pen, a pencil,
A crayon, too.
I'm ready! I'm ready!
I'm ready for school!

A rubber, a ruler,
A sharpener, too.
I'm ready! I'm ready!
I'm ready for school!

A book, a school bag,
A pencil case, too.
I'm ready! I'm ready!
I'm ready for school!
Hurray! I'm ready for school!



2 Read and stick the ten stickers. Listen and say the chant.




book




pen



rubber



pencil



ruler



Learning to learn



Spelling: go to page 15 in your Activity Book.



1 Listen and repeat. Act out.



Grammar

Where's my pencil?
It's here.

2 Listen and find. Circle.




crayon



sharpener



computer



school bag



pencil case

Key learning outcomes: use *where's ...?* and *here* to locate objects

Grammar: *Where's my (pen)? It's here.*

Before you read


What classroom objects can you see in the story?

1 Listen and read. Act out.



Toby goes to school





After you read

➔ Go to page 8 in your Activity Book.

2 **Values** Read and circle.



Keep the classroom tidy.
Put **books** / **crayons** / **rubbish** in the bin.



Now watch the animated story!

1 Lesson 4 Vocabulary and Grammar


1 Listen, point and say. CD1 16




shelf



cupboard



bin



desk



board



chair

2 Listen and point. Sing *Let's tidy up.* CD1 17

Put the book on the shelf,
On the shelf, on the shelf.
Put the book on the shelf.
Let's tidy up!

Put the paper in the bin,
In the bin, in the bin.
Put the paper in the bin.
Let's tidy up!

Put the chair under the desk,
Under the desk, under the desk.
Put the chair under the desk.
Let's tidy up!



3 **Talk Partners** Listen and repeat. Play a game. CD1 18

Put the pencil
under the chair.

Good.



1 Listen and say.



Toby's tongue twister




r - r - r. A red rabbit on a red ruler.

2 Listen and match.



1



3



2



4

3 **Talk Partners** Make and play the game.

Teacher's Resource
Bank: Unit 1

Where's the sharpener?

It's in the cupboard.



Hello

1 Listen and read. Answer.



1

Hello! I'm Alex.

And I'm Lucy. We go to primary school in England. At school, we have an assembly every day.



We sit on the floor with all the children in our school. We listen to the head teacher.

2



We play music and we sing songs.

3



We clap our hands when boys and girls do good work.



Think about your culture

What do you do every day at school?



Text type: **A classroom poster**

Before you read

1 Who are the good children? Circle.



2 Listen and read the classroom poster.



Class rules

Listen to others.




Put your hand up to speak.

Work quietly.

Sit down on your chair.


Walk in the classroom.

Tidy up your things.



After you read


➔ Go to page 12 in your Activity Book.




1 Listen and number. Write and say.



computer crayon pen rubber pencil ruler
pencil case ~~sharpener~~ school bag book



sharpener



2 Look, read and write *in, on or under*.

- 1 The school bag is under the chair.
- 2 The pencil case is _____ the school bag.
- 3 The ruler is _____ the school bag.
- 4 The rubber is _____ the chair.



3 Cooperative learning Sing *Well done!*





Welcome to Channel 21!
This programme is about school. What do you do at school?

1 Watch the video. Number the pictures.



2 Watch the video again. Read and tick (✓) or cross (X).

1 The children read stories.



3 The children run in the classroom.



2 The children sing songs.



4 The children put books in the box.



3 Read and circle.

Being organised



It's important to prepare your school bag.



1 I put my ruler / **rubber** in my school bag.



2 I put my **book** / **pencil case** in my school bag.



3 I put my **book** / **ball** in my school bag.



4 I put my **water** / **snack** in my school bag.