




Why do we wear clothes?

Lesson 1 Vocabulary

- 1 What can you see? Say.
- 2 Listen and say the chant.
- 3 Stick the stickers. Write.
- 4 Play *Draw or say*.



3 jacket



4 skirt



7 T-shirt



8 trainers







1 trousers



Curiosity Corner

Find and say.



- 1  Listen and say. What's missing?
- 2  Listen and find the person.
- 3  Watch. Sing and act out.
- 4  Play *What are you wearing?*



2 dress

5 sweater

6 jeans

What are you wearing?

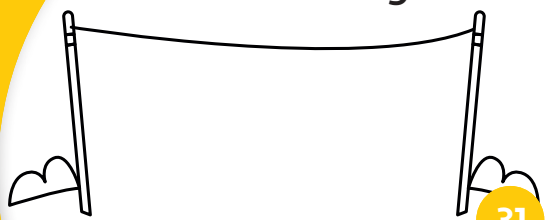
I'm wearing a sweater, trousers and trainers.

False.



Creativity Corner

Imagine and draw. What's on the washing line?





1 Watch or listen to the story. Who are the scarecrow's friends?

The scarecrow wants a friend





2 Read and write.

- 1 There's a rabbit in the _____.
- 2 There's a mouse in the _____.
- 3 There's a bird under the _____.

3 How are you and your friends different?

4 Act out the story.




Curiosity Corner

What's in the rucksack? Draw.

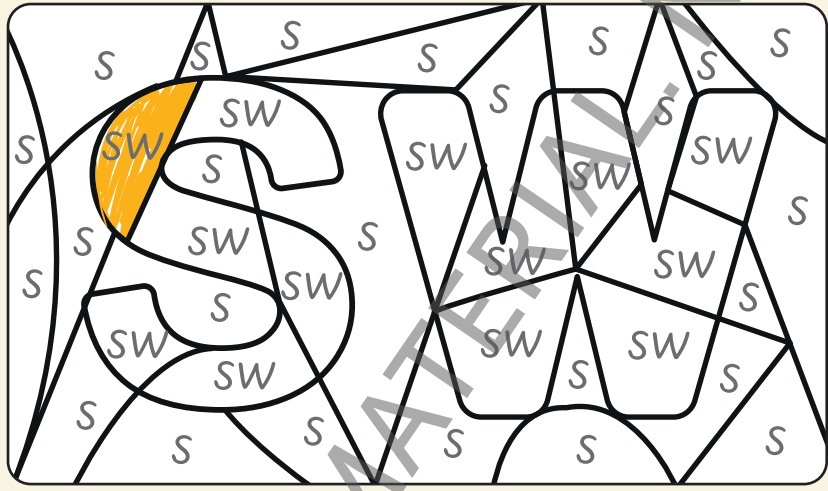
Go to page 74.

Lesson 4 Pronunciation and Communication

1  Listen and say.




2  Find and colour the letters sw. Trace or write.



sweater

3   Chit-chat Watch. Sing and act out Put on your sweater.




 Do a role-play. Say: *It's (cold). Put on your (sweater).*

1   Listen and say. Play *Fast finger!*



2   Listen and number.

3   Listen and say.



4   Watch. Play *Funny scarecrow*.

 Go to page 83.



 Play the game with your family. My (hat) is (new).



I'm curious about clothes.

1   Watch. What's the weather like in the four seasons?

Clothes and the four seasons



2   Watch again. Which clothes protect you in the snow?

3   Which clothes protect you from the sun? Draw and say.

I'm wearing a _____ to protect my body.
I'm wearing a _____ to protect my head.

Curiosity corner



Meerkats always wear sunglasses.



1   Watch and number.

<p>a uniform</p>  <p style="text-align: right;">1</p>	<p>b apron</p>  <p style="text-align: right;"><input type="text"/></p>
<p>c sweatshirt</p>  <p style="text-align: right;"><input type="text"/></p>	<p>d PE kit</p>  <p style="text-align: right;"><input type="text"/></p>

2   Watch again. What clothes are the children wearing?

3   **Compare cultures** What clothes do you wear to school?

Write and say.



I wear a uniform to school.



I wear _____, _____
and _____ to school.

 Tell a friend: My favourite school clothes are my ...

1   Listen and number.

2  Write or say.



d _____ trousers _____ s _____ s _____




j _____ T- _____ j _____ t _____

3  Look and write. Say.



1 My hat is dirty .
2 My trousers are o _____ .



3 My hat is c _____ .
4 My jumper is n _____ .

Curious Kids Project

3

Why do we wear clothes?

1  **Be creative** Prepare your project.



1 Choose a season. Draw and colour your clothes.


2 Cut out your picture.

3 Write.

2  Create a fashion show. Show and tell your class.




It's summer. I'm wearing a yellow T-shirt and blue trainers. I'm wearing a red hat.

 I can talk about clothes. Circle.



→ Teacher's Resource Centre: Unit 3

 Choose a different season. What clothes are you wearing?