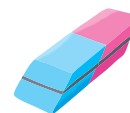







VOCABULARY

1  1.16 LISTEN AND POINT.



2  1.16 LISTEN AGAIN AND SAY.

3  LOOK AT THE PICTURE. FIND, COUNT AND MATCH.



3

4

5

6

7

10

4  1.17 SING AND ACT OUT. **Be a star!** 


LESSON 3 GRAMMAR



1 1.18 LISTEN AND FOLLOW.



2 1.18 LISTEN AGAIN. CIRCLE BLUE FOR JACK AND CIRCLE RED FOR MAYA.



3 WORK IN GROUPS. ACT OUT THE STORY. **Be a star!**

LESSON 4 / GRAMMAR

1 1.19 LISTEN AND MATCH.

1



2



3

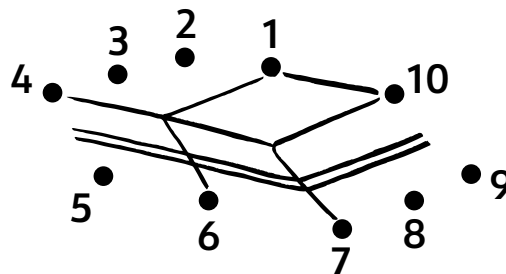
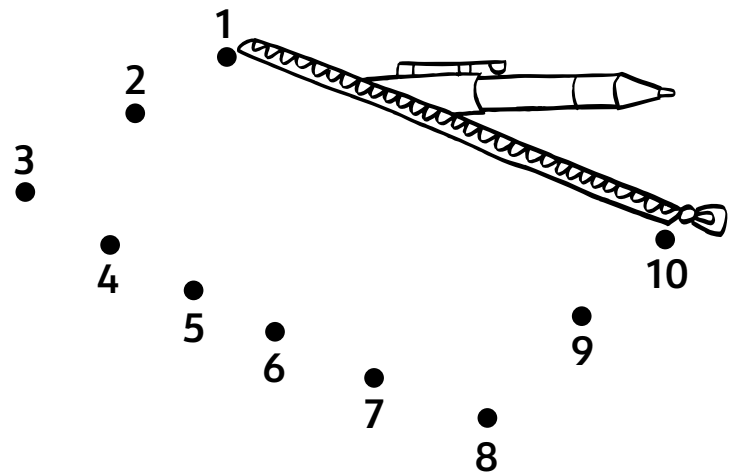
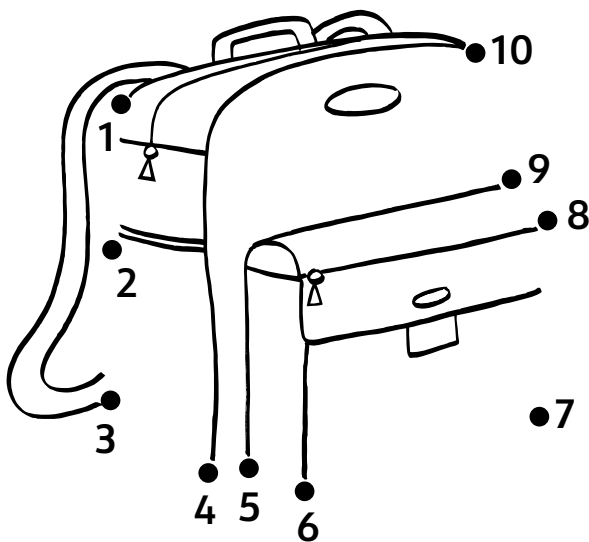


4



2 COMPLETE AND COLOUR. THEN SAY.

Be a star!



LESSON 5 SPEAKING

1  1.20 LISTEN AND SAY.




2  WORK IN PAIRS. TALK ABOUT THE CLASSROOM OBJECTS.

STUDENT A



STUDENT B





3  NOW IT'S YOUR TURN. TELL A FRIEND ABOUT YOUR CLASSROOM OBJECTS.


Be a star! 

LESSON 6 / LISTENING

1  1.21 LISTEN AND CIRCLE.



2  1.22 LISTEN AND TICK (✓) THE CORRECT CLASSROOM OBJECTS.



3  WORK IN PAIRS. FIND CLASSROOM OBJECTS. ACT OUT. **Be a star!** 

LESSON 7 / GAME

1 MAKE A GAME.




2 WORK IN PAIRS. PLAY. **Be a star!**



LESSON 8 REVIEW

1 FIND AND CIRCLE. THEN SAY.



2  WORK IN PAIRS. PLAY MEMORY. SAY THE CLASSROOM OBJECTS.

Be a star! 

