

Hello

I'm Mimi!



Listen, point and repeat. Sing *Hello, I'm Mimi*. Stick the color stickers. Color the flag your favorite color. **Language:** Mommy, Daddy, Mimi, Dylan; Ferris Wheel; blue, green, orange, pink, red, yellow; numbers; Hello, I'm (Mimi).



Listen, find and point. Sing *Where's the ball?* Circle the toys. Draw your favorite toy.  
Ask and say. **Language:** ball, car, doll, teddy, train, scooter; blue, green, orange, pink, red, yellow; Where's the (ball)? Here's the (ball)! It's (blue).





# Classroom

## Fun with paint!

### Vocabulary

### Lesson 1



Listen, point and repeat. Listen and play. Stick the classroom object stickers. Circle the classroom objects that you have. Say. **Language:** backpack, crayons, glue, pencil, pencil case, scissors; blue, green, orange, pink, red, yellow



Listen and find the new classroom objects. Listen, point and sing *Do you have your backpack?* Circle the objects Sam has. Ask and say. **Language:** backpack, glue, paints, paper, pencil case, scissors; Do you have your (backpack)? Yes, I do. / No, I don't.





**Watch.** Listen to the story *Fun with paint!* Circle the classroom objects Dylan uses to do his picture. Stick the story sticker. **Language:** backpack, crayons, glue, paints, paper, pencil, pencil case, scissors; colors; Do you have (paper)? Yes, I do. / No, I don't. I have (red) paint.

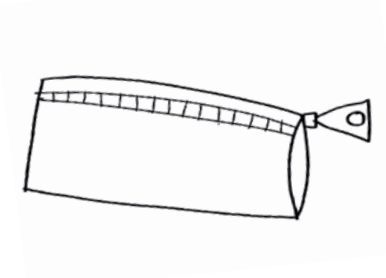

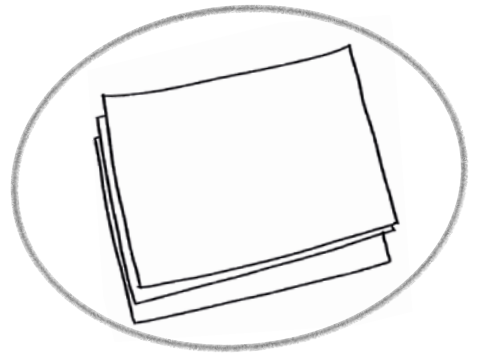
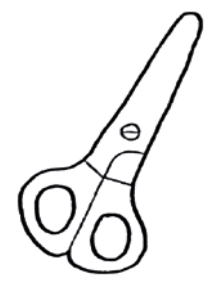
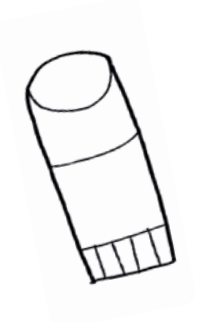
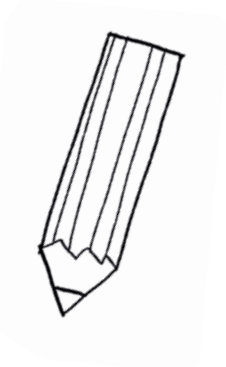


Watch. Listen, point and sing *The paint song*. Draw a picture of your favorite place. Say the colors in your picture. Say the classroom objects you use.


**Language:** crayons, glue, paints, pencil, scissors; colors; I have (blue) here.







Watch. Listen and point. Circle the objects Uncle Dan has. Color the star if Uncle Dan is ready. Color the objects you have. Ask and say. **Language:** crayons, glue, paints, paper, pencil, pencil case, scissors; Do you have (a pencil)? Yes. / No. I have (paper). I don't have (scissors).




Listen, point and sing *Be good at home*. Color the pictures of good behavior. Draw a picture of you being good at home or school. Say.

**Language:** home, school; Daddy, Mommy, Teacher; I'm good at (home).







Listen and point. Follow and draw the paths from the children to the places at school. Say the places.  
Language: cafeteria, classroom, library, playground; Go to the (playground).





Watch. Listen, point and sing *Wind the bobbin up*. Color the ceiling, floor, window and door. Say.


**Language:** ceiling, clap, door, floor, hands, knee, window; Point to the (ceiling).





# Review

# Classroom



## I can ...

### Vocabulary



### Story



### Speaking



### Content



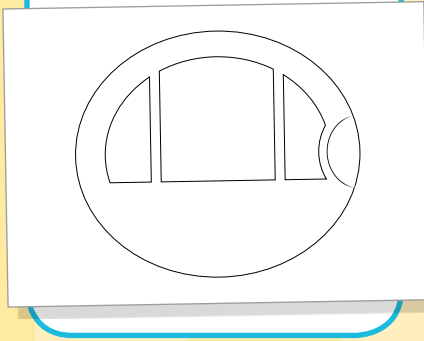
Trace and color the classroom objects you know. Listen, point and say. Ask and say. Complete the faces to show what you can do. **Language:** backpack, crayons, glue, paints, paper, pencil, pencil case, scissors; Do you have (glue)? Yes, I do. / No, I don't. I have (crayons). I don't have (paints).



# Project



Classroom



Name the classroom objects you need. Make the Ferris Wheel. Say the colors. Draw a picture of you to go on the Ferris Wheel. **Language:** Ferris Wheel; crayons, glue, paints, paper, pencil; colors; I have (paints). My wheel is (orange). I'm on (blue). I like the (blue) wheel. Our Ferris Wheel is (fantastic)!