



Hello  
I'm Mimi!

Vocabulary  
Lesson  
1



Point and say the names. Trace and color the Ferris Wheel. Say the colors.  
Language: Mommy, Daddy, Mimi, Dylan; Ferris Wheel; blue, green, orange, pink, red, yellow





**Find and color the toys. Point and say. Ask and say.**

**Language:** ball, car, doll, teddy, train, scooter; blue, green, orange, pink, red, yellow; Where's the (ball)? Here's the (ball)! It's (blue).

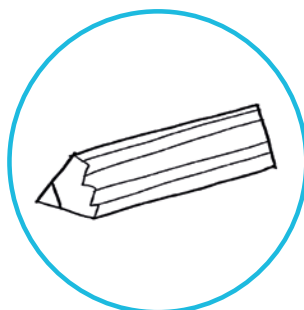
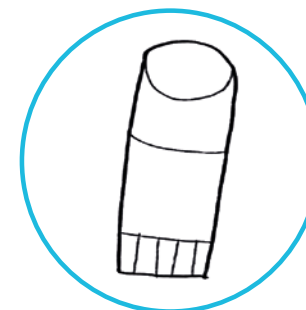
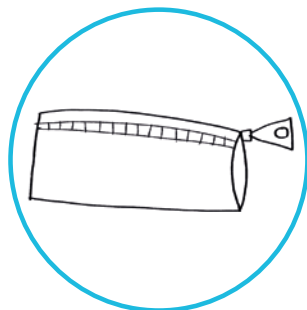
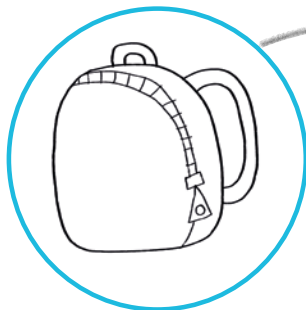


# Classroom

## Fun with paint!

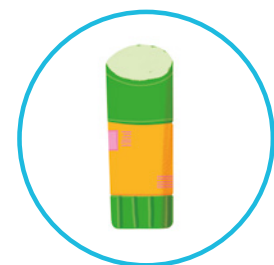

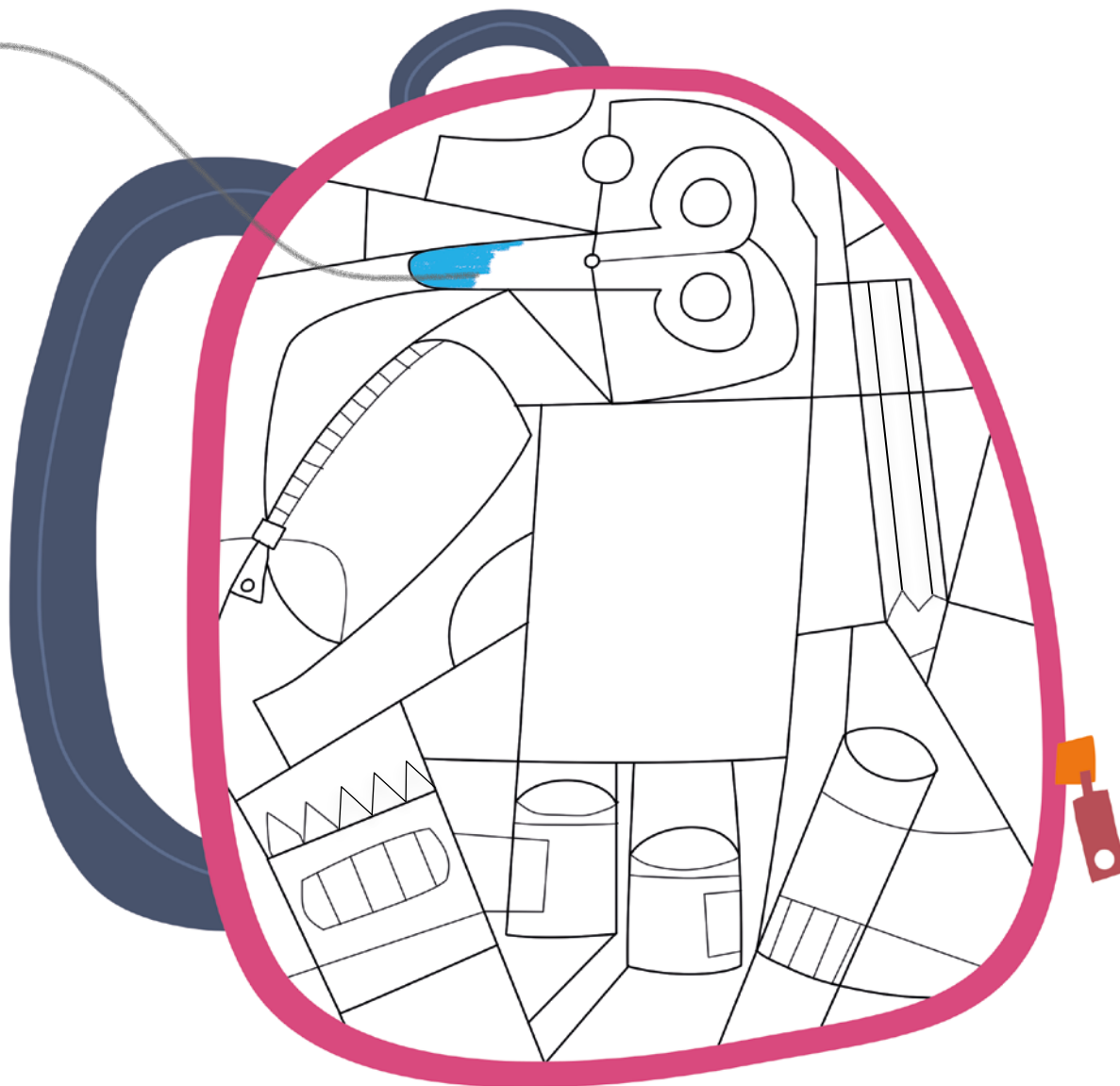
## Vocabulary

Lesson  
1



**Look, find and match. Color the objects in your classroom. Point and say.**  
**Language:** backpack, crayons, glue, pencil, pencil case, scissors





**Find and match the objects in the backpack. Color. Ask and say.**

**Language:** backpack, crayons, glue, paints, paper, pencil, pencil case, scissors; Do you have your (backpack)?  
Yes, I do. / No, I don't.




1


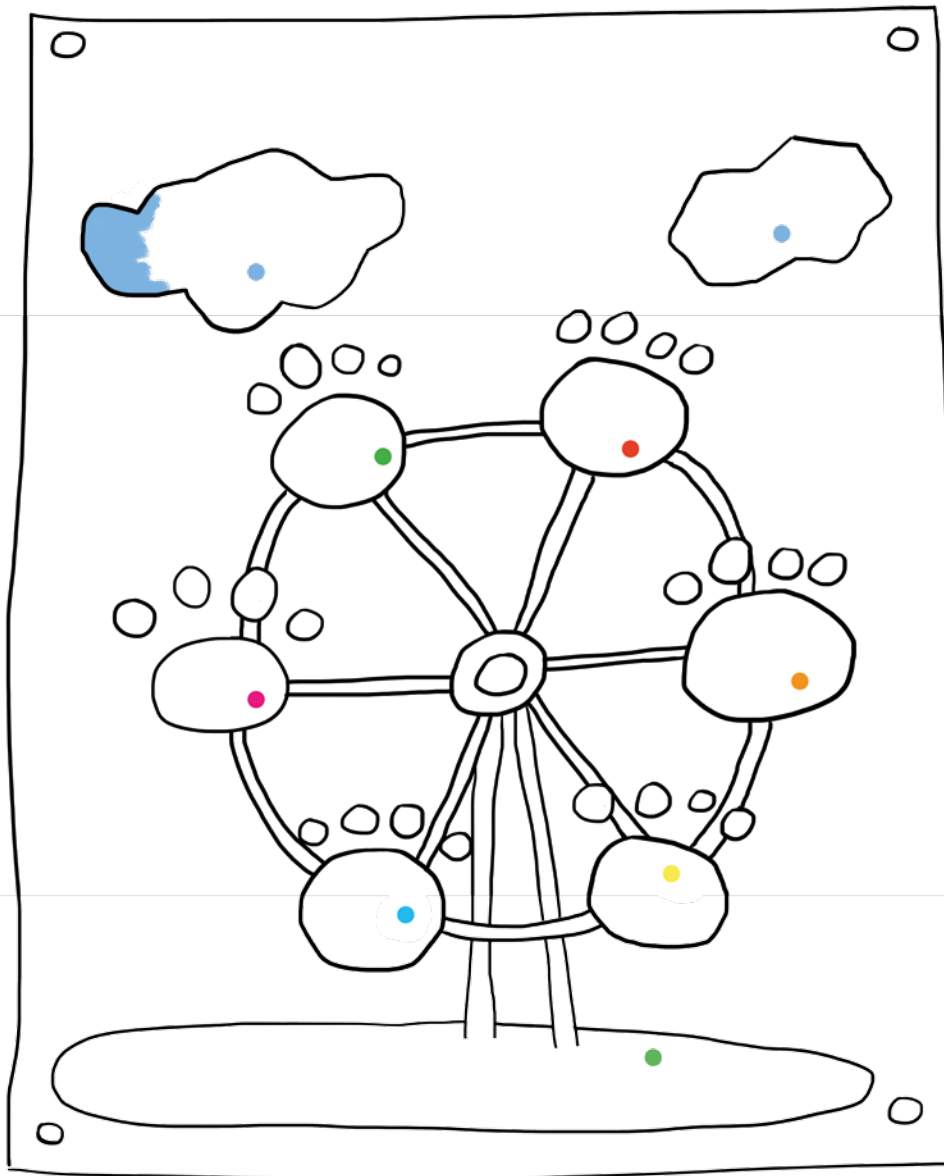
2

3

4

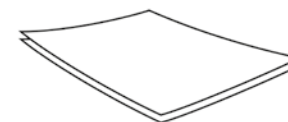
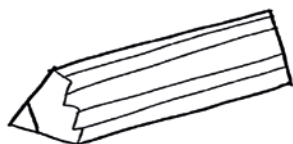



Trace and say the numbers. Match to order the pictures. Circle your favorite picture.  
**Language:** backpack, crayons, glue, paints, paper, pencil, pencil case, scissors; numbers 1–4



Color or paint Dylan and Mimi's pictures from the story. Ask and say.

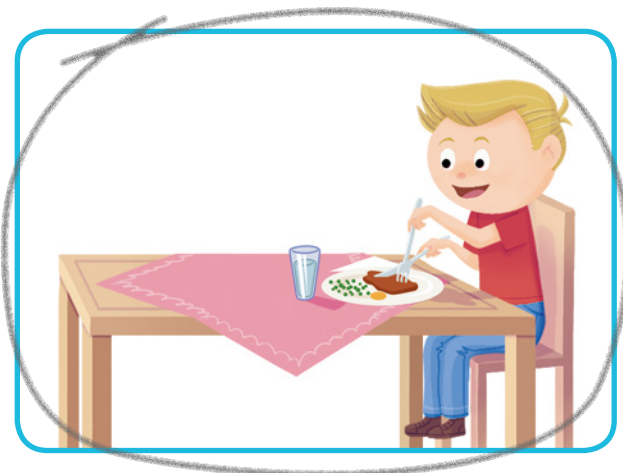
**Language:** colors; Do you have (red) in your picture? Yes, I do. / No, I don't. I have (blue) in my picture.



**Draw and color the classroom objects you have (✓) and don't have (X). Ask and say.**

**Language:** backpack, crayons, glue, paints, paper, pencil, pencil case, scissors; Do you have (a backpack)? Yes, I do / No, I don't. I have (a pencil). I don't have (glue).






Circle the pictures of good behavior. Talk about you.

Language: daddy, grandma, grandpa; home, school; I'm good (at home/with my daddy).





**Match the children to the places at school. Draw and color a picture of you in your favorite place in school. Say.**  
**Language:** cafeteria, classroom, library, playground; I'm in the (cafeteria).



Match the children doing the actions for *Wind the bobbin up*. Point and say.

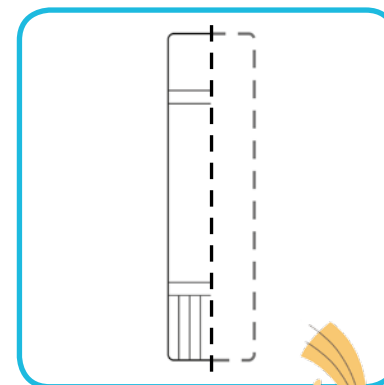
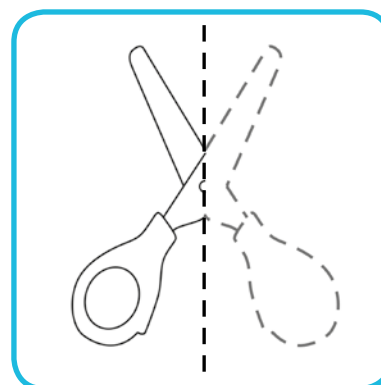
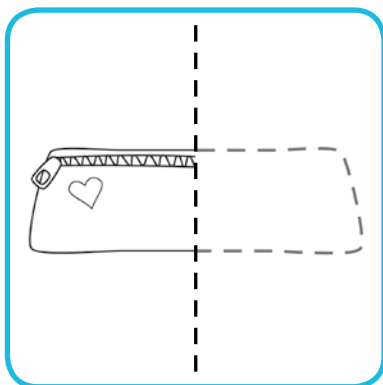
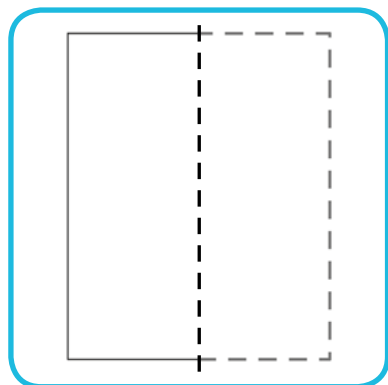
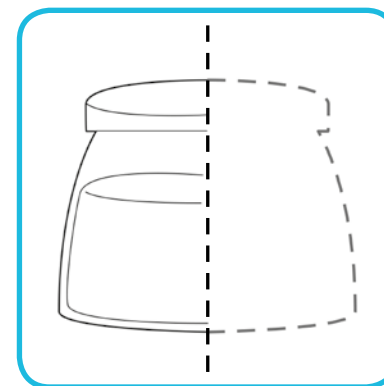
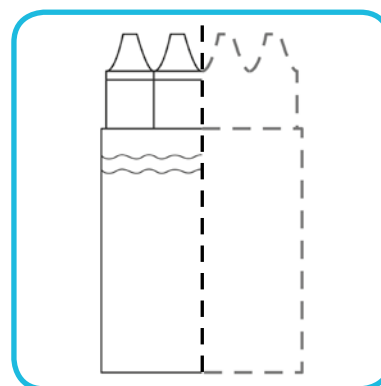
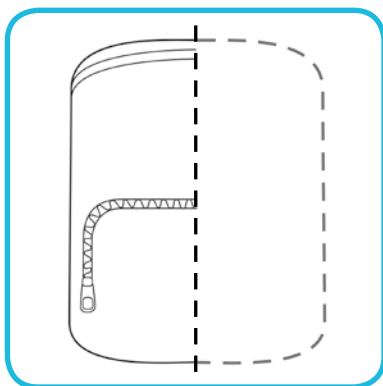
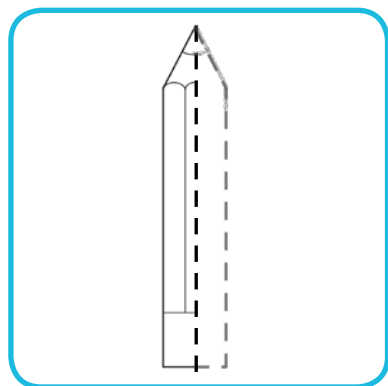
**Language:** ceiling, clap, floor, hands, knee; Point to the (ceiling). Clap your hands. Put your hands on your knee.



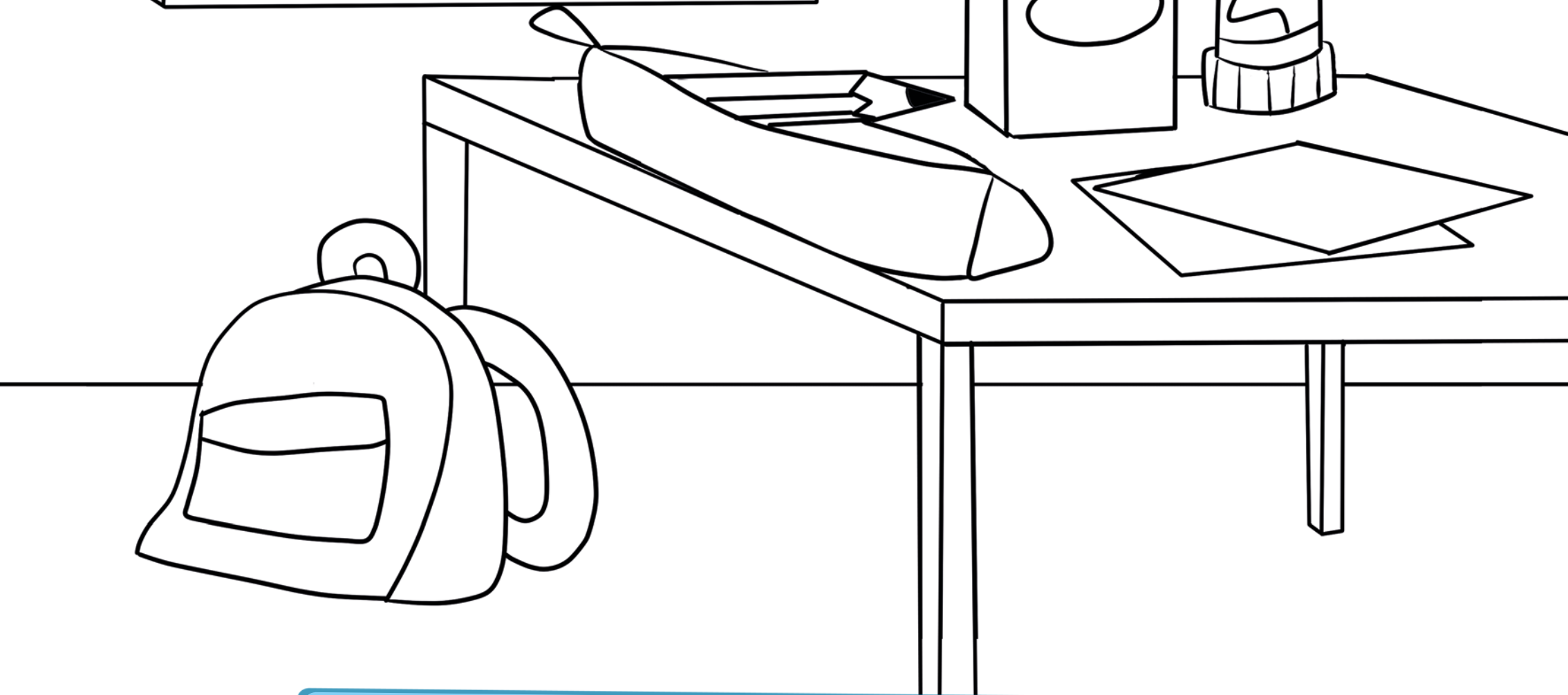


## Review

## Classroom



Trace and draw to complete the pictures. Choose and color two objects you have. Ask and say. Think and circle the number to show your progress. **Language:** backpack, crayons, glue, paints, paper, pencil, pencil case, scissors; Do you have (a pencil)? Yes, I do. / No, I don't. I have (crayons). I don't have (scissors).



Use finger paints to paint the classroom objects. Point and say the colors. Talk about the classroom objects you have and don't have. **Language:** backpack, crayons, glue, paints, paper, pencil, pencil case, scissors; colors; The (pencil case) is (red). Do you have (a backpack)? Yes, I do. / No, I don't. I have (crayons). I don't have (scissors).

