


Lorena Peimbert
Myriam Monterrubio



**with Activity
eBook**

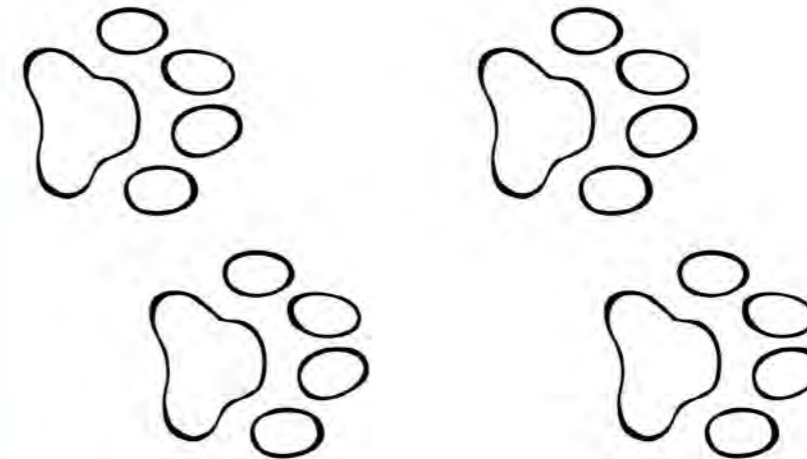
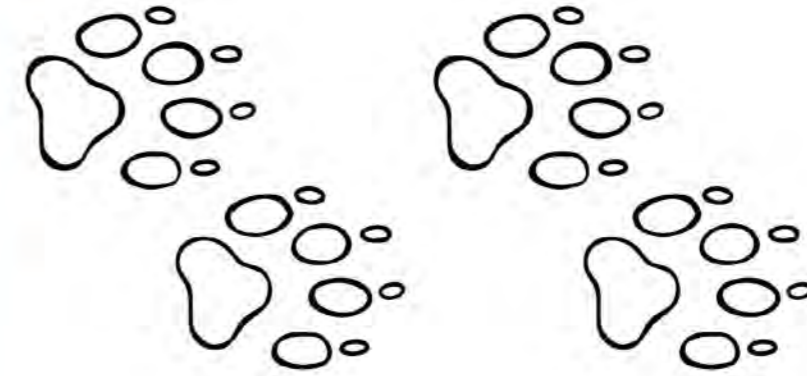


My Pets





Paste your favorite animal in the picture. Point and say the animal.
Key Language Review: animals

Lesson 1



Decorate the footprints to connect the person to the pet. Point and say: *I have a (mouse).*
Key Language Review: cat, mouse, I have a (mouse).

Lesson 2



Storysong


Lesson 3



Connect the pictures to the train to complete the story. Fingerpaint the circles brown.

Key Language Review: circle, brown


Lesson 4



Count and connect the dots to complete the mouse. Color the mouse brown.





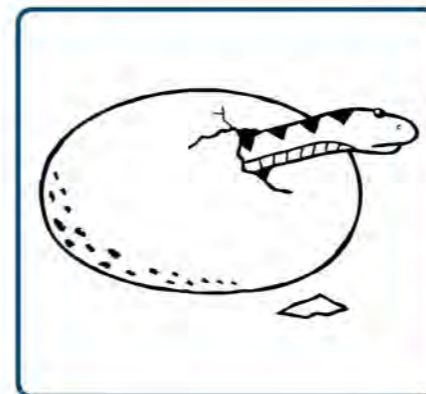
Key Language Review: mouse, brown, 1-8

Lesson 5



Find and count the different animals. Point and say with a friend: *Look, (fish)! How many (fish) are there? (Two).*
 Key Language Review: birds, fish, snakes, turtles, 1-5, Look, (fish)! How many (fish) are there? (Two).

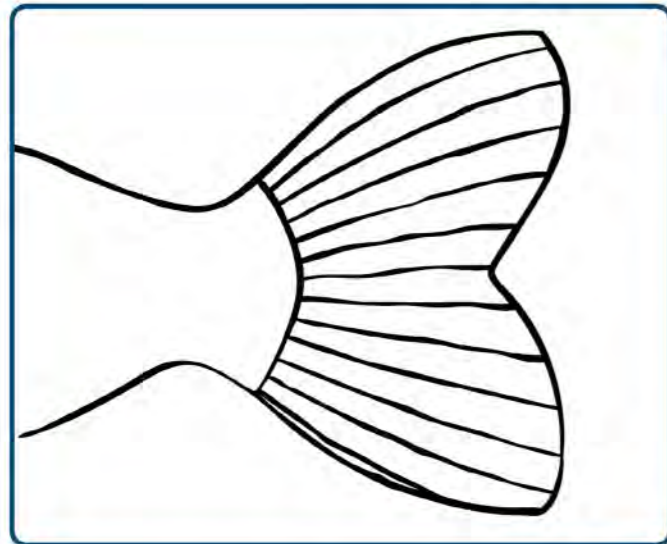


Lesson 6



Paste brown paper along the lines to connect the eggs to the animals. Point and say the animals.
 Key Language Review: bird, eggs, snake, turtle

Action Song


Lesson 7



Point and say the animal. Do the action. Draw your own animal.

Key Language Review: bird, cat, fish, fly, jump, swim

Lesson 8



Complete the bingo grid with more animals. Play "Animal Bingo!" 73 Complete the Unit 6 Family Time Activities with your parents.

Key Language Review: cat, turtle, animals